



## Issuer Profile – Jefferies Group LLC

Markets Strategy & Floor Research

10 October 2022

Marketing communication (see disclaimer on the last pages)

## Issuer Profile – Jefferies Group LLC

Authors: Melanie Kiene // Dr Frederik Kunze

### Credit Ratings

	LT	Outlook
Fitch	BBB	Positive
Moody's	Baa2	Stable
S&P	BBB	Stable

As at: 06 October 2022  
Source: Bloomberg

### Key Facts

Homepage:

[www.jefferies.com](http://www.jefferies.com)

Bloomberg-Ticker:

JEF US

As at: 06 October 2022

Source: Bloomberg, Jefferies

### Jefferies Group to be merged into Jefferies Financial Group at the end of November 2022

The Jefferies Group LLC (Jefferies; headquarters in New York) operates as an intermediate holding company for the global investment banking operation of the Jefferies Financial Group Inc. (JFG). It offers investors, corporates and governmental institutions a broad portfolio of services related to the securities market. Founded in the USA in 1962, Jefferies opened its first international subsidiary in the UK in 1986. Alongside New York as the global headquarters, regional headquarters are operated out of London and Hong Kong. Since March 2013, Jefferies has been an indirect and wholly owned subsidiary of Jefferies Financial Group Inc. (formerly Leucadia National Corp.). For its part, Jefferies Financial Group Inc. (Moody's: Baa2 stable; Fitch: BBB positive; S&P: BBB stable) is a US holding company that holds equity interests in financial companies and in firms operating across various sectors of the manufacturing industry. Jefferies Group LLC is the most significant equity interest of Jefferies Financial Group Inc. The change of name to Jefferies Financial Group in May 2018 was accompanied by a strategic realignment at the same time, which saw the Jefferies Group dispose of various holdings, among other aspects. Moreover, the transformation into a diversified financial services company has progressed further. Following this restructuring, the Asset Management business was hived off and established as an independent operating segment. In July 2022, Jefferies then announced that it was planning to merge Jefferies Group LLC into Jefferies Financial Group Inc at the end of the financial year with effect from 30 November 2022. This will streamline the corporate structure while also helping to leverage synergies. Moreover, the plans to wind down the merchant banking portfolio (valued at USD 1.6bn) have been continued. The spin-off of Vitesse Energy, which is being established as a new, independent public limited company under shareholder ownership, and the agreed sale of Idaho Timber (purchase price: USD 239m) are also part of the group's overarching strategy.

### Jefferies offers broad product portfolio

The Jefferies Group employs 4,825 staff (data: May 2022), equating to an increase of slightly more than 704 full-time employees versus the prior-year period. Around 200 employees were acquired following the takeover of Foursight Capital LLC. Otherwise, the increase in staff numbers is down to the general growth in business. The employees are split between the global and regional headquarters in addition to more than 30 national and international locations. The "Investment Banking and Capital Markets" segment comprises the sub-segments of Investment Banking (incl. Advisory), Equities and Fixed Income in addition to connected services. "Asset Management", which comes under the umbrella of Leucadia Asset Management (LAM), covers activities related to investment management services via Jefferies Investment Advisers and partnerships. Customers are offered a broad product portfolio, ranging from shares to pensions plans and currency products. The portfolio is rounded off by research services. Customers have at their disposal around 1,300 investment bankers in the USA, Europe and Asia with profound industry expertise. In the equity business, around 400 researchers offer coverage focused on the shares of more than 2,750 companies around the world.

## Balance Sheet

(USDm)	2019Y	2020Y	2021Y	2022 H1
Cash and Cash Equivalents	9,868	12,209	16,456	11,700
Investments	2,790	2,933	4,334	2,018
Total Assets	43,516	47,752	54,769	53,156
Total Debt*	17,524	19,309	21,023	19,519
Capital: Equity	6,130	6,366	7,079	7,858
Net Leverage Ratio	6.40	6.70	6.66	6.16

## Income Statement

(USDm)	2019Y	2020Y	2021Y	2022 H1
Total Revenue	3,113	5,197	7,044	2,671
Total Expenses	2,788	4,020	4,860	2,045
Operating Revenue	3,027	5,183	6,839	2,583
Operating Income	240	1,172	1,992	551
Pre-tax Profit	325	1,177	2,184	626
Net Profit	244	875	1,625	483

\* total debt includes repurchase agreements and stock loans

Balance sheet date for financial year 30 November; as at 16 September 2022; source: S&P Global Markets, NORD/LB Markets Strategy & Floor Research

### Stable development continues: after Moody's implements rating upgrade 2021, Fitch changed its rating outlook to "positive" in January 2022

In July 2021, Moody's confirmed the rating of Baa3 (outlook: positive) for the Jefferies Group LLC, having earlier raised the outlook from stable to positive in March 2021. Thereafter, on 10 November 2021, the agency upgraded the rating to Baa2 with a stable outlook. The rating was most recently confirmed in July 2022 with a stable outlook. The agency proceeded with the most recent rating confirmation after Jefferies announced plans to further reduce concentration risks, monetize its equity participations, sell off the old merchant banking portfolio and streamline the corporate structure. From the perspective of Moody's, bond creditors also stand to benefit from the streamlining of the business model and the corporate structure. For its part, S&P Global rates the company at BBB, having raised the outlook from negative to stable at the end of October 2020. In its analysis, Fitch also reaches a rating of BBB, having recently raised the outlook from stable to positive in January 2022.

### Regulatory capital requirements in the USA

Jefferies Group LLC is registered both as a broker-dealer and as a Futures Commission Merchant (FCM) and is therefore subject to various capital requirements. For its role as a broker-dealer, Jefferies is obliged to fulfil the SEC's net capital rule. As part of the Net Capital Rule, Jefferies had the option of being able to decide in favor of a calculation in accordance with the "Alternative Net Capital" requirement. This stipulates that net capital must not total less than 2% of the aggregated debit balance (primarily receivables attributable to customers) or USD 250,000 (USD 1.5m for prime brokers). Potential loans, dividends and other types of payments to be made are also limited. As an FCM without clearing function, Jefferies is required to maintain adjusted minimum net capital of USD 1.0m. Jefferies Group LLC is not subject to any banking supervisory capital requirements.

### Regulatory requirements have been fulfilled

In contrast to other investment banks, Jefferies is not obliged to meet strict requirements for risk-based capital and liquidity ratios, although it does not benefit from access to central bank liquidity either. Jefferies is only obliged to calculate its net capital in line with SEC requirements. As at the end of May 2022, net capital stood at USD 1,880.1m, with surplus net capital totalling USD 1,772.9m. Total equity amounted to USD 7,342m as at the end of May 2022 and USD 6,280m as at the end of November 2021. The leverage ratio as at the end of the 2021 financial year came in at 5.7%, with the equivalent figure standing at 6.8% as at the end of May 2022.

**Capital contributions of the Jefferies Financial Group**

As at year-end 2021, the parent company Jefferies Financial Group Inc. transferred certain loans, securities and equity participations to the Jefferies Group LLC. These included the participation in Foursight Capital LLC (Foursight), a specialist supplier of car financing. Since then, Foursight has been fully recognized in the balance sheet of the Jefferies Group. The transfers were implemented in the form of a capital contribution and were transferred at the respective book values as at 31 December 2021. As a result, total assets increased by USD 1.27bn, while total liabilities rose by USD 800.4m and total equity by USD 476.5m.

**Regulatory capital requirements for international subsidiaries**

In every country in which Jefferies conducts business via subsidiaries, these subsidiaries are subject to the respective national laws and regulations. These include capital adequacy requirements, consumer protection, anti-money laundering and anti-corruption laws as well as adhering to regulations that govern trading and investment banking. Relevant international authorities include, among others, the European Commission, the European Banking Authority and the European Securities and Market Authority, the UK Financial Conduct Authority, the Hong Kong Securities and Futures Commission, the Japan Financial Services Agency and the Monetary Authority of Singapore. Jefferies has also been subject to MiFID II requirements since the start of 2018. In relation to Brexit, services have continued to be offered to customers in the UK as well as those based in the European Union (EU) via Jefferies GmbH, a broker dealer regulated by the Federal German Financial Supervisory Authority (BaFin), since the UK's formal withdrawal from the EU.

**Business focus**

The majority of income is generated in the corporate clients business, which reflects the institute's heavily customer-oriented approach. Jefferies Investment Banking covers a number of different industries: Consumer, Energy, Financial Services, Healthcare, Industrials, Technology, Media & Telecommunications, Real Estate, Gaming & Lodging, Technology, Financial Sponsors and Public Finance. In terms of products, Jefferies offers services in the field of equity capital markets, debt capital markets and advisory (including M&A transactions, restructuring and recapitalization).

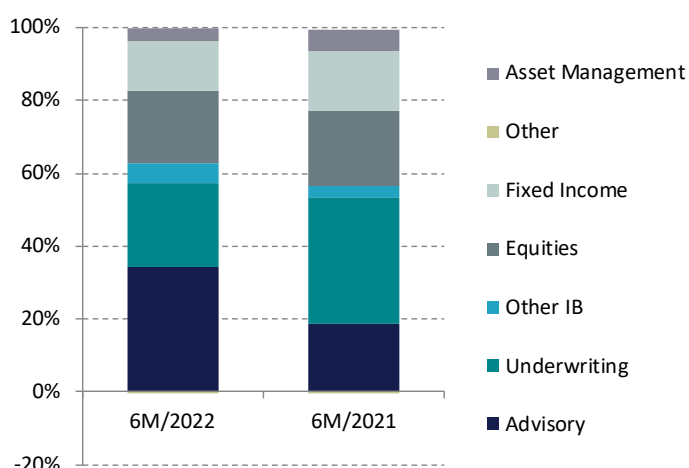
**Robust income development despite general challenges in the business environment**

The net earnings of the Jefferies Group declined in both the second quarter of 2022 (USD 1,130m) and across the first half of 2022 as a whole (USD 2,671m) by 30.2% and 28.7% respectively in comparison with the respective prior-year periods. However, it should still be mentioned here that net earnings generated in the first six months of 2022 amounted to the second-highest value ever recorded for this metric. The record value of USD 3,747m was achieved by Jefferies in the first half of 2021. In Q2 2022, there was a significant decline in pre-tax profit as well, which at USD 189m has fallen by 56% across the previous three months (Q2 2021: USD 429m). There was a similarly sharp decline in pre-tax profit for the first six months of the year, which declined to USD 626m as against USD 1,100m (H1 2021). This is primarily reflected in lower net earnings from the issuance business involving bonds and equity, as well as reduced income from the pensions business, which, despite the challenging market environment, still managed to perform fairly robustly.

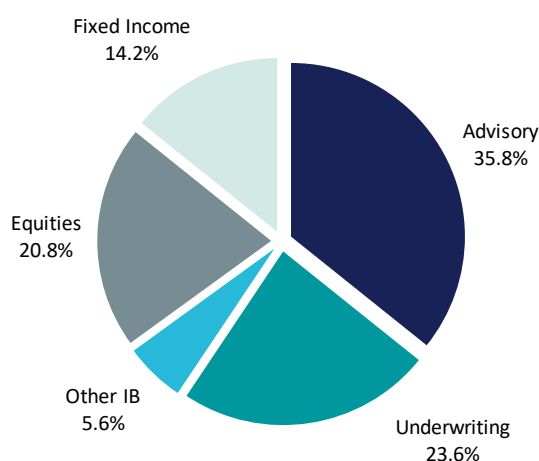
### Challenging market environment: declines across nearly all segments; record for Advisory

Net earnings from investment banking totaled USD 1,690m as at H1 2022 in comparison with USD 2,115m in the record first half of 2021. In the Advisory division, Jefferies generated USD 915.5m, having recorded a value of USD 702m in the prior-year period. This rise of 30.4% is attributable to exceptionally dynamic activities in the area of mergers and acquisitions. In contrast, following a record year, earnings in the Underwriting segment fell by 51.6% to USD 630.7m. The 29.7% increase in revenues from other investment banking business to USD 144m is due to a rise in mortgage inflows, net income attributable to Foursight and certain market value gains. In the equity business, net earnings fell by 31.3% to USD 531.9m. In this context, Jefferies notes that the results were impacted by factors related to challenging market conditions for equity trading on account of market volatility and global instability, as well as significantly reduced activity in connection with special purpose acquisition companies. Reduced customer activities across the majority of products and regions were again the key to declining results in the Fixed Income (-41.3% to USD 364.3m) and Asset Management (-57.6% to USD 91.1m) business segments.

Net Revenues H1/2022 vs H1/2021



Net Revenues H1/2022



Source: Jefferies, NORD/LB Markets Strategy & Floor Research

### Declining expenses

In the first half of 2022, non-interest expenses of USD 2,045.4m were recorded. In comparison with the same period of the previous year, the value has declined by 22.7%. At USD 1,277.9m, the largest cost item was personnel expenses (comprising expenses in relation to remuneration and social security contributions), although this has also fallen significantly versus the comparison period of H1 2021, when the value amounted to USD 1,909.7m. The reason for this, according to Jefferies, is a decline in business activities as a result of market volatility and the impacts of the COVID-19 pandemic. Non-remuneration expenses rose by USD 30.9m in the six months leading up to 31 May 2022 to now stand at USD 767.5m, as against the value of USD 736.6m recorded in the same period of the previous year. The increase is primarily attributable to increased business development costs, with expenses related to business trips, conferences and other events starting to be incurred again in comparison with the prior-year period, when these items were severely limited due to the COVID-19 restrictions in place. In addition, there were higher floor brokerage and clearing fees in line with increased technology and communication costs that are associated with the development of various trading and administrative systems, as well as higher market data costs.

Other expenses incurred during the reporting period include the expenses in connection with operating Foursight and donations to charitable causes. All in all, the net result for the first six months of the current financial year came in at USD 437m, representing a decrease of 35% compared with the same period of the previous year, although RoAE (return on average equity) still amounts to 13%.

#### Average VaR shaped by market volatility

To measure the risk in the trading portfolio, Jefferies uses a Value-at-Risk (VaR) model to calculate potential profits and losses. A one-day VaR for a historic period of one year is calculated with a confidence level of 95%.

#### Value-at-Risk in the Trading Portfolio\* (USDm)

Risk categories	May 31 <sup>th</sup> , 2022	November 30 <sup>th</sup> , 21	February 28 <sup>th</sup> , 2021	Daily VaR for the Three Months Ended May 31 <sup>th</sup> , 2022		
				Average	High	Low
Interest Rates	6.19	4.60	10.35	6.05	5.52	4.41
Equity Prices	8.57	9.85	11.36	8.73	13.65	6.09
Currency Rates	0.03	0.12	0.31	0.05	0.07	0.03
Commodity Prices	0.48	0.15	0.72	0.49	0.83	0.29
Diversification Effect	(5.52)	(2.06)	(6.61)	(3.48)	N/A	N/A
<b>Firmwide</b>	<b>9.79</b>	<b>12.66</b>	<b>16.13</b>	<b>11.84</b>	<b>18.41</b>	<b>8.37</b>

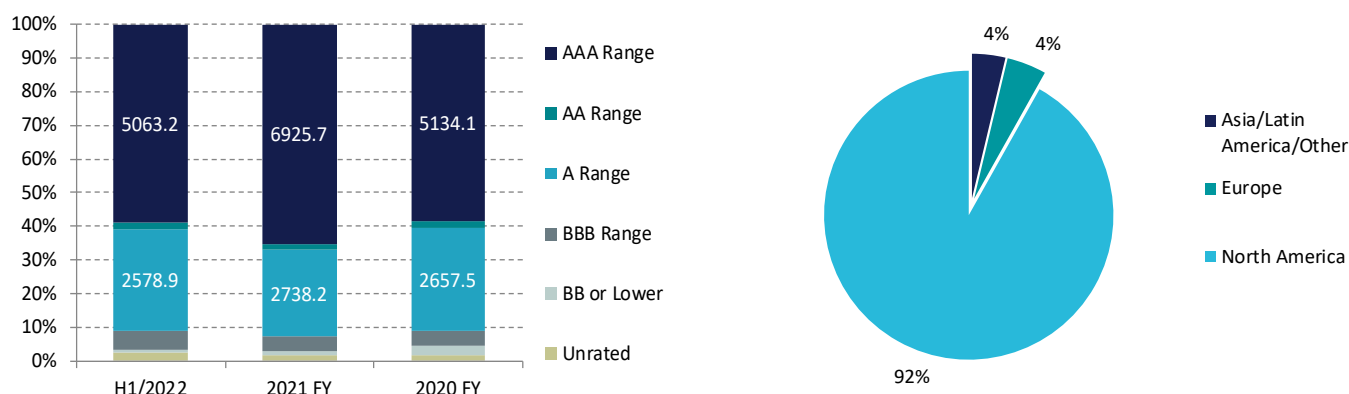
\*Average daily VaR for the past three months

Source: Jefferies, NORD/LB Markets Strategy & Floor Research

#### Average VaR at the end of H1 2022 stands at USD 11.84m

The average daily VaR of USD 11.84m as at the end of May 2022 has fallen slightly versus the value recorded in the prior quarter (USD 12.12m). This decline can primarily be attributed to a reduction in the VaR in the area of equities, as the average exposure in share prices had fallen. The effect on the average VaR was partly offset by the increase in interest rates and credit spreads, also due to increased volatility. Equity exposure has often been behind more pronounced movements over time as well. For example, the higher equity exposure from late 2021 to early January 2022 was again responsible for the increase in the VaR. From January to February 2022, the VaR fell again, a development which reflects the reduction in exposure due to market volatility from inflation, expectations of rising interest rates and the Russian invasion of Ukraine. The VaR is also to be interpreted against the backdrop of the coronavirus pandemic in 2020 and 2021 in addition to the war in Ukraine and the resultant ramifications here at present. Since the last twelve months are considered in each case, high values during the COVID-19 crisis are not included in later calculations and must be evaluated accordingly against this backdrop. As the VaR model does not take into account certain financial instrument positions, various other procedures such as stress tests (including scenario analyses), monitoring concentration risks and tracking set price targets/stop loss levels are also used to supplement it.

### Counterparty Credit Exposure by Credit Rating (in USDm) and by Region (in %)



Source: Jefferies, NORD/LB Markets Strategy & Floor Research

#### North America accounts for 92% of the counterparty credit exposure

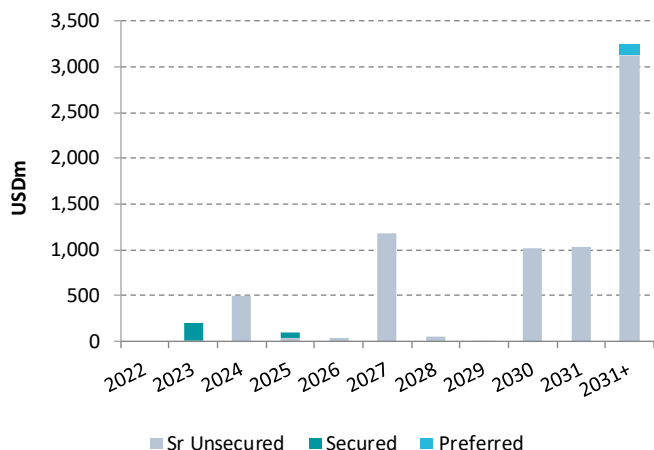
In the first half of 2022, the counterparty credit exposure (with cash and cash equivalents) stood at USD 8,590.2m (FY 2021: USD 10,612.9m). At 59%, the share of AAA-rated exposures – a metric reflecting very high credit quality – was at a lower level in the first six months of 2022 in comparison with that recorded at the end of the 2021 financial year (65%). This again corresponds with the breakdown for the previous year and at year-end 2020. The reduction in the share of AAA-rated exposures (-26.9% vs. FY 2021) went hand in hand with a decline in the level of AA-rated exposures (-7.3%) and a fall in A-rated exposures (-5.8%). It should be noted that the total exposure, as mentioned above, has fallen significantly and that the AAA and AA segments have changed the most in both relative and absolute terms. The share of BBB-rated exposures rose by a single percentage point, although in absolute terms the increase is equivalent to just +8.4% (in comparison with FY 2021). Overall, only a marginal share of 3% is categorized in the non-investment grade area/not rated at all. In regional terms, North America is by far the most important region, accounting for 92% of total exposure. The same region dominates in terms of net revenues, accounting for a share of 77% or USD 2,050.6m (total net revenues: USD 2,671.3m; 6M 2021: 16.0%, USD 3,746.8m). Europe generated 17% of net revenues, with 6% attributable to the region Asia-Pacific (6M 2021: 4% of net revenues).

#### High liquidity pool

The business model of Jefferies is to a large extent based on trust. With an above-average customer orientation together with prudent risk management, Jefferies has carved out an impressive competitive position in the fiercely contested investment banking sector and has successfully increased its market share here. The institute's basic principles include, among others, maintaining a solid liquidity buffer (liquidity pool as at 31 May 2022: USD 8,662m; 30 November 2021: USD 10,746m; this equates to 16.3% and 19.6% of total assets respectively) in tandem with a balance sheet which, overall, can be described as risk-off. According to Jefferies, just under 70% of the financial instruments held can be re-financed with haircuts of 10% and below, which reflects the high level of liquidity, while the asset portfolio is composed almost exclusively of level 1 and level 2 assets.



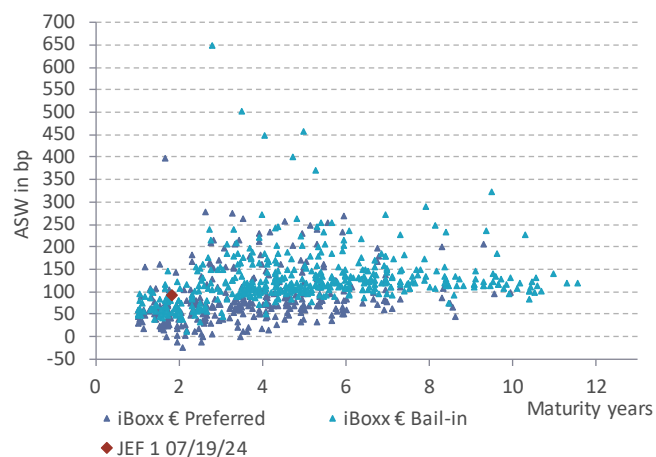
### Debt distribution – by currency



As at: 07 October 2022 09:05h (CET);

Source: Bloomberg (DDIS), NORD/LB Markets Strategy & Floor Research

### €-Senior BMK Bonds vs. iBoxx EUR Financials Senior



As at: 07 October 2022 09:05h (CET);

Source: Bloomberg, Markit, NORD/LB Markets Strategy & Floor Research

### Funding predominantly via senior unsecured bonds

Jefferies Group LLC primarily conducts refinancing activities via the capital markets, making significant use of unsecured bonds in the process. According to Bloomberg, the outstanding nominal volume of senior unsecured bonds as at 19 September 2022 amounted to the equivalent of USD 6,996.5m, spread across 129 separate bond deals. In addition, a total of USD 254.4m is allocated to the “secured” segment, with the “preferred” category accounting for a total of USD 125m. Of the outstanding volume, a total of USD 5,887.6m or 80% is denominated in USD, with the remaining 20% (USD 1,488.3m) denominated in EUR. The average weighted residual maturity amounts to 10.4 years. Of the EUR-denominated bonds, one deal was placed in benchmark format (EUR >500m). This was issued by Jefferies in July 2019 (EUR 500m; JEF 1 07/19/24). Although the bond is not included in the iBoxx EUR Financials Senior, this universe does still offer an opportunity to appraise the bond. It was allocated to the “preferred” category, where it slots into an upper mid-table position with a mid-ASW spread of around 42bp and a residual term to maturity of one year ten months. Overall, the funding structure is conservative, with the funding plan providing for regular private placements and periodic benchmark bond deals. In so doing, Jefferies actively pursues a policy of broadening its investor basis.

### Strengths / Opportunities

- + Group integration
- + Business model and customer focus
- + Market position in leveraged finance
- + Leverage ratio, liquidity and capitalization
- + Risk management across many markets
- + Reduction of the merchant banking portfolio

### Weaknesses / Risks

- Fiercely competitive market
- Trust-based business
- Risks in the area of leveraged loans
- Risk of earnings volatility in the investment banking segment
- Dependency on secured short-term funding
- Share of actuarial and undrawn revolving liabilities



## Appendix

### Contacts at NORD/LB

#### Markets Strategy & Floor Research



**Jan-Phillipp Hensing**  
SSA/Public Issuers  
+49 172 4252877  
[jan-phillipp.hensing@nordlb.de](mailto:jan-phillipp.hensing@nordlb.de)



**Dr. Frederik Kunze**  
Covered Bonds/Banks  
+49 172 354 8977  
[frederik.kunze@nordlb.de](mailto:frederik.kunze@nordlb.de)



**Melanie Kiene, CIAA**  
Covered Bonds/Banks  
+49 172 169 2633  
[melanie.kiene@nordlb.de](mailto:melanie.kiene@nordlb.de)



**Dr. Norman Rudschuck, CIAA**  
SSA/Public Issuers  
+49 152 090 24094  
[norman.rudschuck@nordlb.de](mailto:norman.rudschuck@nordlb.de)

#### Sales

Institutional Sales	+49 511 9818-9440
Sales Sparkassen & Regionalbanken	+49 511 9818-9400
Sales MM/FX	+49 511 9818-9460
Sales Europe	+352 452211-515

#### Origination & Syndicate

Origination FI	+49 511 9818-6600
Origination Corporates	+49 511 361-2911

#### Treasury

Collat. Management/Repos	+49 511 9818-9200
Liquidity Management	+49 511 9818-9620 +49 511 9818-9650

#### Trading

Covereds/SSA	+49 511 9818-8040
Financials	+49 511 9818-9490
Governments	+49 511 9818-9660
Länder/Regionen	+49 511 9818-9550
Frequent Issuers	+49 511 9818-9640

#### Sales Wholesale Customers

Firmenkunden	+49 511 361-4003
Asset Finance	+49 511 361-8150

**Disclaimer**

The present report (hereinafter referred to as “information”) was drawn up by **NORDEUTSCHE LANDESBANK GIROZENTRALE (NORD/LB)**. The supervisory authorities responsible for NORD/LB are the European Central Bank (ECB), Sonnemannstraße 20, D-60314 Frankfurt am Main, and the Federal Financial Supervisory Authority in Germany (Bundesanstalt für Finanzdienstleistungsaufsicht; BaFin), Graurheindorfer Str. 108, D-53117 Bonn and Marie-Curie-Str. 24-28, D-60439 Frankfurt am Main. The present report and the products and services described herein have not been reviewed or approved by the relevant supervisory authority.

The present information is addressed exclusively to Recipients in Austria, Belgium, Canada, Cyprus, the Czech Republic, Denmark, Estonia, Finland, France, Germany, Greece, Indonesia, Ireland, Italy, Japan, Korea, Luxembourg, the Netherlands, New Zealand, Poland, Portugal, Singapore, Portugal, Spain, Sweden, Switzerland, the Republic of China (Taiwan), Thailand, the United Kingdom and Vietnam (hereinafter referred to as “Relevant Persons” or “Recipients”). The contents of the information are disclosed to the Recipients on a strictly confidential basis and, by accepting such information, the Recipients shall agree that they will not forward it to third parties, copy and/or reproduce this information without the prior written consent of NORD/LB. The present information is addressed solely to the Relevant Persons and any parties other than the Relevant Persons shall not rely on the information contained herein. In particular, neither this information nor any copy thereof shall be forwarded or transmitted to the United States of America or its territories or possessions, or distributed to any employees or affiliates of Recipients resident in these jurisdictions.

**The present information does not constitute financial analysis within the meaning of Art. 36 (1) of the Delegate Regulation (EU) 2017/565, but rather represents a marketing communication for your general information within the meaning of Art. 36 (2) of this Regulation. Against this background, NORD/LB expressly points out that this information has not been prepared in accordance with legal provisions promoting the independence of investment research and is not subject to any prohibition of trading following the dissemination of investment research.** Likewise, this information does not constitute an investment recommendation or investment strategy recommendation within the meaning of the Market Abuse Regulation (EU) No. 596/2014.

This report and the information contained herein have been compiled and are provided exclusively for information purposes. The present information is not intended as an investment incentive. It is provided for the Recipient’s personal information, subject to the express understanding, which shall be acknowledged by the Recipient, that it does not constitute any direct or indirect offer, recommendation, solicitation to purchase, hold or sell or to subscribe for or acquire any securities or other financial instruments nor any measure by which financial instruments might be offered or sold.

All actual details, information and statements contained herein were derived from sources considered reliable by NORD/LB. For the preparation of this information, NORD/LB uses issuer-specific financial data providers, own estimates, company information and public media. However, since these sources are not verified independently, NORD/LB cannot give any assurance as to or assume responsibility for the accuracy and completeness of the information contained herein. The opinions and prognoses given herein on the basis of these sources constitute a non-binding evaluation of the employees of the Markets Strategy & Floor Research division of NORD/ LB. Any changes in the underlying premises may have a material impact on the developments described herein. Neither NORD/LB nor its governing bodies or employees can give any assurances as to or assume any responsibility or liability for the accuracy, appropriateness and completeness of this information or for any loss of return, any indirect, consequential or other damage which may be suffered by persons relying on the information or any statements or opinions set forth in the present Report (irrespective of whether such losses are incurred due to any negligence on the part of these persons or otherwise).

Past performance is not a reliable indicator of future performance. Exchange rates, price fluctuations of the financial instruments and similar factors may have a negative impact on the value and price of and return on the financial instruments referred to herein or any instruments linked thereto. Fees and commissions apply in relation to securities (purchase, sell, custody), which reduce the return on investment. An evaluation made on the basis of the historical performance of any security does not necessarily provide an indication of its future performance.

The present information neither constitutes any investment, legal, accounting or tax advice nor any assurance that an investment or strategy is suitable or appropriate in the light of the Recipient’s individual circumstances, and nothing in this information constitutes a personal recommendation to the Recipient thereof. The securities or other financial instruments referred to herein may not be suitable for the Recipient’s personal investment strategies and objectives, financial situation or individual needs.

Moreover, the present report in whole or in part is not a sales or other prospectus. Accordingly, the information contained herein merely constitutes an overview and does not form the basis for any potential decision to buy or sell on the part of an investor. A full description of the details relating to the financial instruments or transactions which may relate to the subject matter of this report is given in the relevant (financing) documentation. To the extent that the financial instruments described herein are NORD/LB’s own issues and subject to the requirement to publish a prospectus, the conditions of issue applicable to any individual financial instrument and the relevant prospectus published with respect thereto as well NORD/LB’s relevant registration form, all of which are available for download at [www.nordlb.de](http://www.nordlb.de) and may be obtained free of charge from NORD/LB, Georgsplatz 1, 30159 Hanover, shall be solely binding. Furthermore, any potential investment decision should be made exclusively on the basis of such (financing) documentation. The present information cannot replace personal advice. Before making an investment decision, each Recipient should consult an independent investment adviser for individual investment advice with respect to the appropriateness of an investment in financial instruments or investment strategies subject to this information as well as for other and more recent information on certain investment opportunities.

Each of the financial instruments referred to herein may involve substantial risks, including capital, interest, index, currency and credit risks in addition to political, fair value, commodity and market risks. The financial instruments could experience a sudden and substantial deterioration in value, including a total loss of the capital invested. Each transaction should only be entered into on the basis of the relevant investor’s assessment of his or her individual financial situation as well as of the suitability and risks of the investment.

NORD/LB and its affiliated companies may participate in transactions involving the financial instruments described in the present information or their underlying basis values for their own account or for the account of third parties, may issue other financial instruments with the same or similar features as those of the financial instruments presented in this information and may conduct hedging transactions to hedge positions. These measures may affect the price of the financial instruments described in the present information.

If the financial instruments presented in this information are derivatives, they may, depending on their structure, have an initial negative market value from the customer's perspective at the time the transaction is concluded. NORD/LB further reserves the right to transfer its economic risk from a derivative concluded with it to a third party on the market by means of a mirror-image counter transaction.

More detailed information on any commission payments which may be included in the selling price can be found in the "Customer Information on Securities Business" brochure, which is available to download at [www.nordlb.de](http://www.nordlb.de).

The information contained in the present report replaces all previous versions of corresponding information and refers exclusively to the time of preparation of the information. Future versions of this information will replace this version. NORD/LB is under no obligation to update and/or regularly review the data contained in such information. No guarantee can therefore be given that the information is up-to-date and continues to be correct.

By making use of this information, the Recipient shall accept the terms and conditions outlined above.

NORD/LB is a member of the protection scheme of Deutsche Sparkassen-Finanzgruppe. Further information for the Recipient is indicated in clause 28 of the General Terms and Conditions of NORD/LB or at [www.dsgv.de/sicherungssystem](http://www.dsgv.de/sicherungssystem).

**Additional information for Recipients in Australia:**

NORD/LB IS NOT A BANK OR DEPOSIT TAKING INSTITUTION AUTHORISED UNDER THE 1959 BANKING ACT OF AUSTRALIA. IT IS NOT SUPERVISED BY THE AUSTRALIAN PRUDENTIAL REGULATION AUTHORITY. NORD/LB does not provide personal advice with this information and does not take into account the objectives, financial situation or needs of the Recipient (other than for the purpose of combating money laundering).

**Additional information for Recipients in Austria:**

None of the information contained herein constitutes a solicitation or offer by NORD/LB or its affiliates to buy or sell any securities, futures, options or other financial instruments or to participate in any other strategy. Only the published prospectus pursuant to the Austrian Capital Market Act should be the basis for any investment decision of the Recipient. For regulatory reasons, products mentioned herein may not be on offer in Austria and therefore not available to investors in Austria. Therefore, NORD/LB may not be able to sell or issue these products, nor shall it accept any request to sell or issue these products to investors located in Austria or to intermediaries acting on behalf of any such investors.

**Additional information for Recipients in Belgium:**

Evaluations of individual financial instruments on the basis of past performance are not necessarily indicative of future results. It should be noted that the reported figures relate to past years.

**Additional information for Recipients in Canada:**

This report has been prepared solely for information purposes in connection with the products it describes and should not, under any circumstances, be construed as a public offer or any other offer (direct or indirect) to buy or sell securities in any province or territory of Canada. No financial market authority or similar regulatory body in Canada has made any assessment of these securities or reviewed this information and any statement to the contrary constitutes an offence. Potential selling restrictions may be included in the prospectus or other documentation relating to the relevant product.

**Additional information for Recipients in Cyprus:**

This information constitutes an analysis within the meaning of the section on definitions of the Cyprus Directive D1444-2007-01 (No. 426/07). Furthermore, this information is provided for information and promotional purposes only and does not constitute an individual invitation or offer to sell, buy or subscribe to any investment product.

**Additional information for Recipients in the Czech Republic:**

There is no guarantee that the invested amount will be recouped. Past returns are no guarantee of future results. The value of the investments may rise or fall. The information contained herein is provided on a non-binding basis only and the author does not guarantee the accuracy of the content.

**Additional information for Recipients in Denmark:**

This Information does not constitute a prospectus under Danish securities law and consequently is not required to be, nor has been filed with or approved by the Danish Financial Supervisory Authority, as this Information either (i) has not been prepared in the context of a public offering of securities in Denmark or the admission of securities to trading on a regulated market within the meaning of the Danish Securities Trading Act or any executive orders issued pursuant thereto, or (ii) has been prepared in the context of a public offering of securities in Denmark or the admission of securities to trading on a regulated market in reliance on one or more of the exemptions from the requirement to prepare and publish a prospectus in the Danish Securities Trading Act or any executive orders issued pursuant thereto.

**Additional information for Recipients in Estonia:**

It is advisable to closely examine all the terms and conditions of the services provided by NORD/LB. If necessary, Recipients of this information should consult an expert.

**Additional information for Recipients in Finland:**

The financial products described herein may not be offered or sold, directly or indirectly, to any resident of the Republic of Finland or in the Republic of Finland, except pursuant to applicable Finnish laws and regulations. Specifically, in the case of shares, such shares may not be offered or sold, directly or indirectly, to the public in the Republic of Finland as defined in the Finnish Securities Market Act (746/2012, as amended). The value of investments may go up or down. There is no guarantee of recouping the amount invested. Past performance is no guarantee of future results.

**Additional information for Recipients in France:**

NORD/LB is partially regulated by the “Autorité des Marchés Financiers” for the conduct of French business. Details concerning the extent of our regulation by the respective authorities are available from us on request. The present information does not constitute an analysis within the meaning of Article 24 (1) Directive 2006/73/EC, Article L.544-1 and R.621-30-1 of the French Monetary and Financial Code, but does represent a marketing communication and does qualify as a recommendation pursuant to Directive 2003/6/EC and Directive 2003/125/EC.

**Additional information for Recipients in Greece:**

The information contained herein gives the view of the author at the time of publication and may not be used by its Recipient without first having confirmed that it remains accurate and up to date at the time of its use. Past performance, simulations or forecasts are therefore not a reliable indicator of future results. Investment funds have no guaranteed performance and past returns do not guarantee future performance.

**Additional information for Recipients in Indonesia:**

This report contains generic information and has not been tailored to the circumstances of any individual or specific Recipient. This information is part of NORD/LB’s marketing material.

**Additional information for Recipients in the Republic of Ireland:**

This information has not been prepared in accordance with Directive (EU) 2017/1129 (as amended) on prospectuses (the “Prospectus Directive”) or any measures made under the Prospectus Directive or the laws of any Member State or EEA treaty adherent state that implement the Prospectus Directive or such measures and therefore may not contain all the information required for a document prepared in accordance with the Prospectus Directive or the laws.

**Additional information for Recipients in Japan:**

This information is provided to you for information purposes only and does not constitute an offer or solicitation of an offer to enter into securities transactions or commodity futures transactions. Although the actual data and information contained herein has been obtained from sources which we believe to be reliable and trustworthy, we are unable to vouch for the accuracy and completeness of this actual data and information.

**Additional information for Recipients in South Korea:**

This information has been provided to you free of charge for information purposes only. The information contained herein is factual and does not reflect any opinion or judgement of NORD/LB. The information contained herein should not be construed as an offer, marketing, solicitation to submit an offer or investment advice with respect to the financial investment products described herein.

**Additional information for Recipients in Luxembourg:**

Under no circumstances shall the present information constitute an offer to purchase or issue or the solicitation to submit an offer to buy or subscribe for financial instruments and financial services in Luxembourg.

**Additional information for Recipients in New Zealand:**

NORD/LB is not a bank registered in New Zealand. This information is for general information only. It does not take into account the Recipient’s financial situation or objectives and is not a personalised financial advisory service under the 2008 Financial Advisers Act.

**Additional information for Recipients in the Netherlands:**

The value of your investment may fluctuate. Past performance is no guarantee for the future.

**Additional information for Recipients in Poland:**

This information does not constitute a recommendation within the meaning of the Regulation of the Polish Minister of Finance Regarding Information Constituting Recommendations Concerning Financial Instruments or Issuers thereof dated 19 October 2005.

**Additional information for Recipients in Portugal:**

This information is intended only for institutional clients and may not be (i) used by, (ii) copied by any means or (iii) distributed to any other kind of investor, in particular not to retail clients. The present information does not constitute or form part of an offer to buy or sell any of the securities covered by the report, nor should it be understood as a request to buy or sell securities where that practice may be deemed unlawful. The information contained herein is based on information obtained from sources which we believe to be reliable, but is not guaranteed as to accuracy or completeness. Unless otherwise stated, all views contained herein relate solely to our research and analysis and are subject to change without notice.

**Additional information for Recipients in Sweden:**

This information does not constitute (or form part of) a prospectus, offering memorandum, any other offer or solicitation to acquire, sell, subscribe for or otherwise trade in shares, subscription rights or other securities, nor shall it or any part of it form the basis of or be relied on in connection with any contract or commitment whatsoever. The present information has not been approved by any regulatory authority. Any offer of securities will only be made pursuant to an applicable prospectus exemption under the EC Prospectus Directive (Directive (EU) 2017/1129), and no offer of securities is being directed to any person or investor in any jurisdiction where such action is wholly or partially subject to legal restrictions or where such action would require additional prospectuses, other offer documentation, registrations or other actions.

**Additional information for Recipients in Switzerland:**

This information has not been approved by the Federal Banking Commission (merged into the Swiss Financial Market Supervisory Authority (FINMA) on 1 January 2009). NORD/LB will comply with the Directives of the Swiss Bankers Association on the Independence of Financial Research (as amended). The present information does not constitute an issuing prospectus pursuant to article 652a or article 1156 of the Swiss Code of Obligations. The information is published solely for the purpose of information on the products mentioned herein. The products do not qualify as units of a collective investment scheme pursuant to the Federal Act on Collective Investment Schemes (CISA) and are therefore not subject to supervision by FINMA.

**Additional information for Recipients in the Republic of China (Taiwan):**

This information is provided for general information only and does not take into account the individual interests or requirements, financial status and investment objectives of any specific investor. Nothing herein should be construed as a recommendation or advice for you to subscribe to a particular investment product. You should not rely solely on the information provided herein when making your investment decisions. When considering any investment, you should endeavour to make your own independent assessment and determination on whether the investment is suitable for your needs and seek your own professional financial and legal advice. NORD/LB has taken all reasonable care in producing this report and trusts that the information is reliable and suitable for your situation at the date of publication or delivery. However, no guarantee of accuracy or completeness is given. To the extent that NORD/LB has exercised the due care of a good administrator, we accept no responsibility for any errors, omissions, or misstatements in the information given. NORD/LB does not guarantee any investment results and does not guarantee that the strategies employed will improve investment performance or achieve your investment objectives.

**Information for Recipients in the United Kingdom:**

NORD/LB is subject to partial regulation by the Financial Conduct Authority (FCA) and the Prudential Regulation Authority (PRA). Details of the scope of regulation by the FCA and the PRA are available from NORD/LB on request. The present information is "financial promotion". Recipients in the United Kingdom should contact the London office of NORD/LB, Investment Banking Department, telephone: 0044 / 2079725400, in the event of any queries. An investment in financial instruments referred to herein may expose the investor to a significant risk of losing all the capital invested.

Time of going to press: 7 October 2022 (09:05h)