



NORD/LB Issuer Guide 2023 – Dutch Agencies

Markets Strategy & Floor Research

October 2023

Marketing communication (see disclaimer on the last pages)

NORD/LB

ISSUER GUIDE 2023

Dutch Agencies

List of authors

Dr Norman Rudschuck, CIAA
Floor analyst, SSA/Public Issuers
Director
norman.rudschuck@nordlb.de

Christian Ilchmann
Floor analyst, SSA/Public Issuers
Associate
christian.ilchmann@nordlb.de

Assisted by
Lukas-Finn Frese

Contents

The Dutch agency market – an overview	2
BNG Bank N.V.	10
Nederlandse Waterschapsbank (NWB)	12
Nederlandse Financierings-Maatschappij voor Ontwikkelingslanden (FMO)	14
Publication overview	16
Contacts at NORD/LB	17

Floor analysts:

Covered Bonds/Banks

Dr Frederik Kunze

frederik.kunze@nordlb.de

Melanie Kiene, CIIA

melanie.kiene@nordlb.de

SSA/Public Issuers

Dr Norman Rudschuck, CIIA

norman.rudschuck@nordlb.de

Christian Ilchmann

christian.ilchmann@nordlb.de

NORD/LB:

[Markets Strategy & Floor Research](#)

NORD/LB:

[Covered Bond Research](#)

NORD/LB:

[SSA/Public Issuer Research](#)

Bloomberg:

[RESP NRDR <GO>](#)

The Dutch agency market – an overview

Authors: Dr Norman Rudschuck, CIIA // Christian Ilchmann

Dutch agency market shaped by two public-sector agencies

Measured in terms of the number of issuers, the Dutch agency market is comparatively small. Three agencies regularly issue bonds: Bank Nederlandse Gemeenten (BNG), Nederlandse Waterschapsbank (NWB) as well as Nederlandse Financierings-Maatschappij voor Ontwikkelingslanden (FMO). However, despite the small number of issuers, the Dutch agency market is one of the largest of its kind as measured in terms of the volume of outstanding bond issuances. An outstanding bond volume equivalent to EUR 162.0bn is split between a total of 566 bonds placed by the issuers presented in this publication. The two main players on the Dutch agency market, BNG and NWB, focus (almost) exclusively on the provision of funding to the public sector. Accordingly, both agencies make funding available for companies in the healthcare and housing construction sectors, in particular. Loans to these companies are guaranteed by funds for which the Dutch government is, in turn, ultimately liable. These loans, which make up a large proportion of the BNG and NWB credit portfolios, therefore benefit from an implicit guarantee provided by the Dutch government. Other major clients from the public sector include municipalities and the Dutch water boards (Waterschappen). These institutions, some of which date back to the 13th century, play a key role in managing the water industry in the Netherlands. Roughly one quarter (26%) of the area of the Netherlands is below sea level, which presents huge challenges in terms of water quality, water treatment and water supply. In contrast, FMO concentrates on development aid in the areas of energy, banks and the agricultural sector, as well as food and water, while additionally maintaining a particular focus on the private sector. Furthermore, Dutch agencies are also active in the market for ESG (Environmental, Social, Governance) and SRI (Socially Responsible Investments) bonds. The funding strategy within this segment is exceptionally expansive, with bonds covering the full spectrum of ESG aspects. In the Netherlands, this extends from social housing through to funding for conventional ecological projects. As a promotional bank for the public sector, BNG also indirectly issues “green” funding to eligible municipalities, for example.

Proposed merger shelved some time ago – Nationaal Groeifonds now launched

Meanwhile, the Dutch government’s proposal to merge BNG, NWB and FMO into a single, major national promotional development bank was dropped quite some time ago. Instead, a small investment fund was established, which was the option favoured in political circles. This began operating in 2020 under the name [Nationaal Groeifonds](#) and has since been investing in a wide range of projects, with the aim of increasing economic growth. A total of EUR 20bn is set to be made available over a period of five years.

Dutch agencies – an overview

Institution	Type	Owner(s)	Guarantee	Risk weighting
Bank Nederlandse Gemeenten (BNG)	Municipal bank	50% Netherlands, 50% Dutch municipalities, regions and one water board	-	20%
Nederlandse Waterschapsbank (NWB)	Municipal bank	81% Dutch water boards, 17% Netherlands, 2% Dutch provinces	-	20%
Nederlandse Financierings-Maatschappij voor Ontwikkelingslanden (FMO)	Promotional development bank	51% Netherlands, 42% private banks, 7% trade unions and employer associations	Maintenance obligation	0%

Source: Issuers, NORD/LB Markets Strategy & Floor Research

Risk weighting of 0% according to CRR/Basel III only possible for FMO

It should be noted that because the Dutch state has not provided any explicit guarantees, neither BNG nor NWB benefit from a 0% risk weighting according to CRR/Basel III. However, a maintenance obligation for FMO means that a risk weighting of 0% is possible for this agency. Unlike BNG or NWB, the Dutch state implicitly guarantees the liabilities of FMO. An agreement stipulated that the Netherlands should strive to avoid situations where FMO is unable to meet its obligations on time (maintenance obligation). The state is also obliged to cover FMO's losses from unforeseeable business risks if it has not made any provision for this eventuality and the general risk reserves have been exhausted.

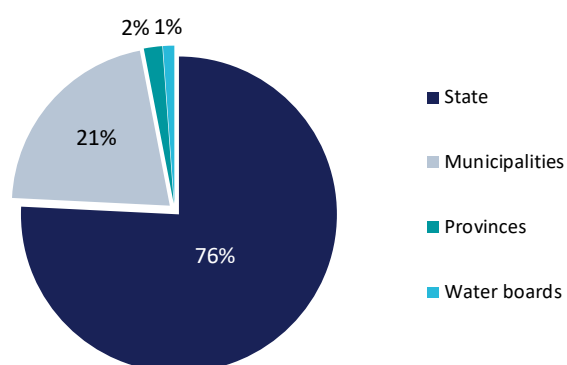
Dutch sub-sovereigns dominate BNG and NWB risk

A large portion of the BNG and NWB lending portfolios holds risks attributable to Dutch administrative authorities (central government, provinces, municipalities and water boards).

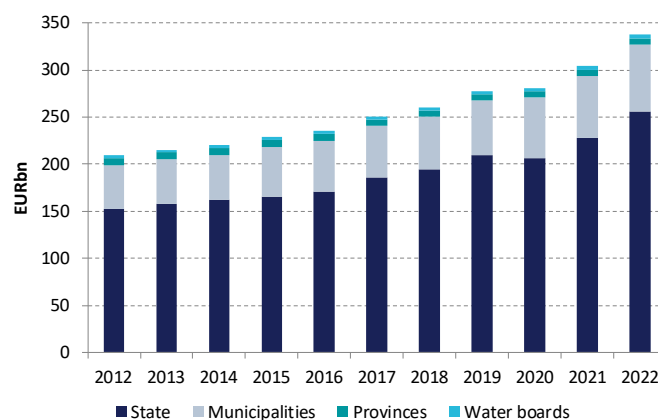
Municipalities, provinces and water boards as part of the Dutch state

Dutch municipalities, provinces and water boards (the three forms of Dutch sub-sovereigns) are part of the Dutch state. As such, these bodies are entitled, within existing regulatory frameworks, to make binding decisions for citizens, to draft their own regulations, to issue or refuse permits and to levy taxes. In 2022, just under 25% of the Dutch state's revenue was attributable to these three sub-sovereign groups, while the majority accrued to the Dutch central government.

Revenue sources by sub-sovereign



Trend in revenue sources

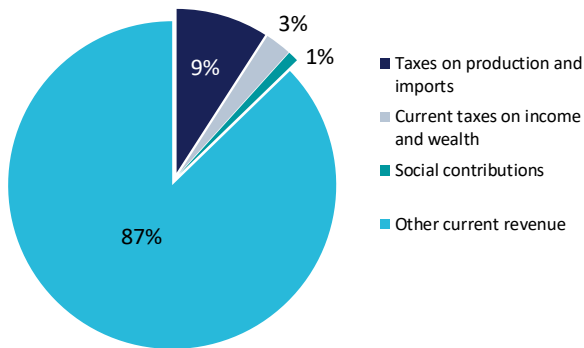


Source: Centraal Bureau voor de Statistiek (CBS), NORD/LB Markets Strategy & Floor Research

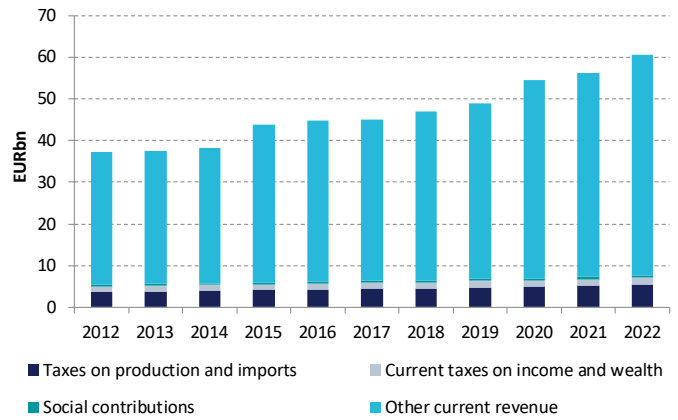
342 municipalities and 12 provinces

Since 2023, the Netherlands has been divided into 342 municipalities. A year earlier, this figure stood at 352. The slight decline reflects a steady trend: in 2005, the Netherlands was divided into 467 municipalities, whereas at the start of the 1990s, this figure was as high as 774. The municipalities are overseen by 12 provinces, which form the regional governments in the Netherlands. Overall, the municipalities and provinces perform similar tasks, which they are entitled to finance by levying taxes, among other measures.

Distribution of revenue sources of municipalities



Trend in revenue sources of municipalities

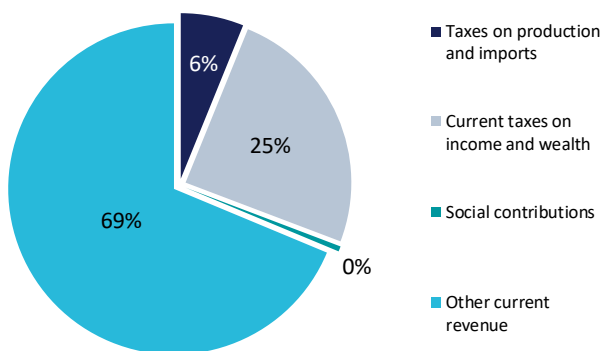


Source: Centraal Bureau voor de Statistiek (CBS), NORD/LB Markets Strategy & Floor Research

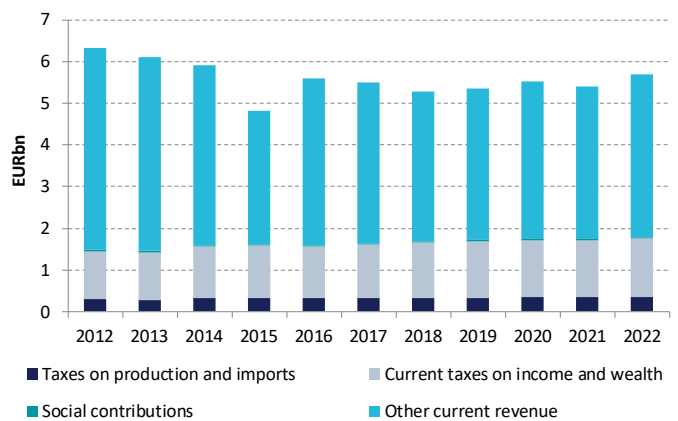
Revenue sources of Dutch municipalities

Central state transfers are the most important source of revenue for Dutch municipalities: in the graphic above, they are listed under “Other current revenue” and, at present, account for around 87% of this income item. Generally speaking, the municipalities receive these transfers in the form of general and specific grants. General allocations are formula-based and independent of the municipalities’ expenses and taxation. The aim of these allocations is to allow all of the municipalities to finance service levels of equal value while imposing comparable, appropriate levels of taxation. A system consisting of 60 criteria is used to calculate the allocations, making this one of the most complex financial equalisation systems in the world. Municipalities receive specific allocations equivalent to around 50% of the general allocations to finance tasks defined by the Dutch state, which means that they are earmarked for this specific purpose. However, this form of allocation has been reduced as part of the policy of decentralisation in the last few years. Dutch municipalities obtain their other revenue from taxes and other receipts (see charts), with the tax rates in each municipality being set individually by the respective Municipal Council. The largest share of tax revenue is generated via the item “Taxes on production and imports”, which includes land tax, among other elements. Moreover, municipalities are obliged to present balanced budgets

Breakdown of revenue sources of Dutch provinces



Trend in revenue sources of Dutch provinces

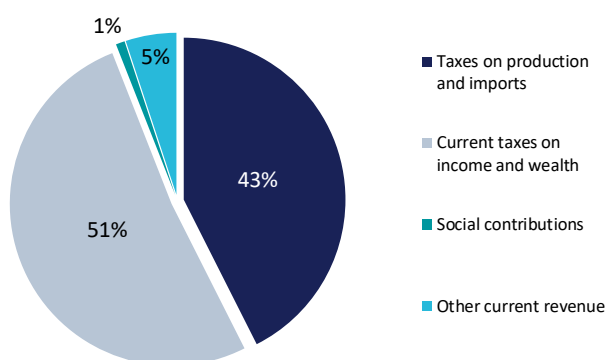


Source: Centraal Bureau voor de Statistiek (CBS), NORD/LB Markets Strategy & Floor Research

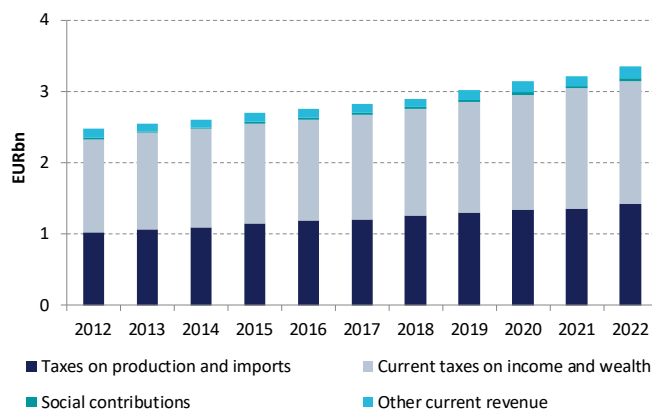
Revenue sources of Dutch provinces

The 12 provinces of the Netherlands obtain their revenue from taxes, service charges, government subsidies and other earnings such as a share of profits generated by utility companies. While the share of government subsidies is certainly lower than it is the case for the municipalities in the Netherlands, at roughly 69%, this item does nevertheless still dominate at the level of the provinces. In 2022, the independently managed Dutch provinces received approximately EUR 1.7bn in tax revenue.

Revenue sources of Dutch water boards



Trend in revenue of Dutch water boards



Source: Centraal Bureau voor de Statistiek (CBS), NORD/LB Markets Strategy & Floor Research

Revenue sources of Dutch water boards

There are 21 water boards in the Netherlands. These are organised within the framework of the Unie van Waterschappen ([Dutch Water Authorities](#)), which is the national and international lobby group of the water boards. Water boards have a similar legal status to municipalities and provinces. Their investments are mainly funded from their own revenue, which is generated from charges for water pollution and other water taxes. However, by covering the costs of construction and repair, the central government makes an additional contribution to the financing.

Guarantee funds determine the credit risk of BNG and NWB

The financing of social housing construction projects and of healthcare companies is a key part of the business activities of both BNG and NWB. In the Netherlands, funds are generally used to guarantee financing in these two sectors. As a result, they play a key role in determining the credit risk of BNG and NWB.

Guarantee funds for social housing construction project loans

Since 1983, *Waarborgfonds Sociale Woningbouw* (WSW) has functioned as guarantor for interest and principal payments on the part of Dutch construction companies that carry out social housing projects. As a rule, these are WSW members. The aim is to achieve lower interest rates for the construction of social housing, the effects of which are, in turn, intended to be passed on in the form of lower rent. If the guarantee is called, WSW will step in at the first level with its risk assets (2022: EUR 484.5m). If these funds are insufficient to meet the guarantees provided, WSW members (around 98% of all Dutch housing construction companies) may be called upon to provide capital of around EUR 2.0bn (figure correct as at year-end 2022). If these funds are not sufficient either, the unlimited provision of capital from the municipalities and the central government represents the final safeguard. In this context, WSW's liabilities are therefore guaranteed by Dutch municipalities and the state, which is why it is rated Aaa by Moody's and AAA by S&P.

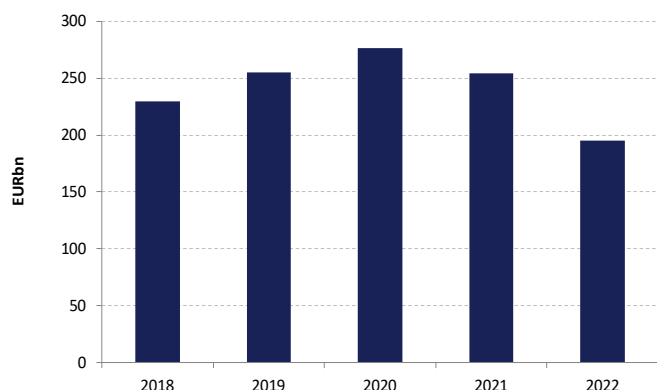
Guarantee funds for loans to the healthcare sector

Waarborgfonds voor de Zorgsector (WFZ), founded in 1999, pursues the objective of ensuring funding for the Dutch healthcare sector. To this end, WFZ guarantees, in a similar vein to WSW, loans to companies from this sector on the proviso that they are members of the guarantee fund. Hospitals, geriatric care, care for the disabled and psychiatric healthcare are subsidised as a result. As is the case with WSW, WFZ will initially step in with its own venture capital if the guarantee is called (2022: around EUR 281m). If these funds are not sufficient, WFZ members are obliged to provide the funds with interest-free loans of up to 3% of the guarantees provided. If this level of liability is not sufficient either, there is a guarantee from the Dutch central government. The rating agency S&P assigns a rating of AAA to WFZ on account of this guarantee structure.

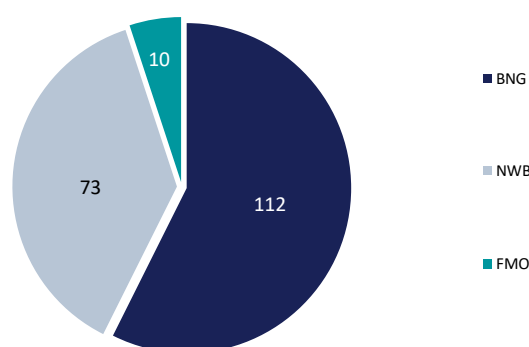
No explicit guarantee for BNG or NWB

Neither BNG nor NWB have explicit guarantees provided by the central government. Nevertheless, it is highly likely that the state or public sector would support both institutions should either encounter any financial difficulties. The owners of both banks are, in addition to the Dutch government, both the municipalities and water boards, for which BNG and NWB are highly important in terms of funding. The institutes' ability to secure funding at favourable terms due to their high creditworthiness and low-risk business models does, however, lead to tighter credit margins for private institutes, with the result that BNG and NWB's market shares in business segments are correspondingly high. On account of the agencies' status as the public sector's main source of funding, public sector institutions would be exposed to a substantial funding risk should even just one of the two banks have to file for insolvency. We therefore fully support the assumption that the state would support either BNG or NWB.

Cumulative balance sheet totals of Dutch agencies



Comparison of balance sheet totals (EURbn)

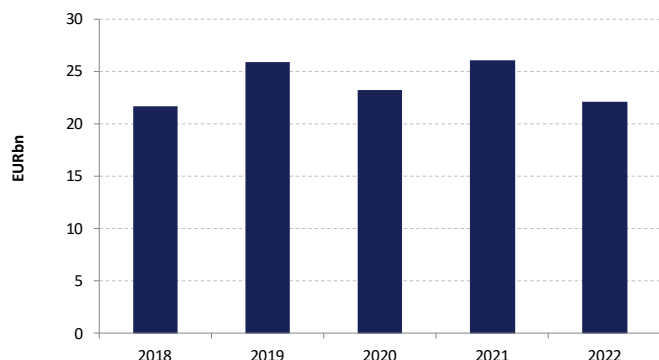


Source: Issuers, NORD/LB Markets Strategy & Floor Research

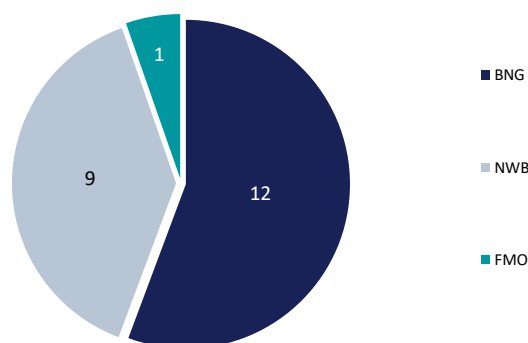
Balance sheet totals falling, new commitments down on prior year

In 2022, the aggregated balance sheet totals of the agencies included in this Issuer Guide fell by EUR -59.1bn to stand at EUR 195.3bn overall. This decline can be attributed to the reduction in total assets seen at BNG and NWB. Conversely, total assets at FMO increased by EUR +0.6bn year on year. With total assets of EUR 112.1bn and EUR 73.3bn respectively, BNG and NWB are the largest institutes by far. The rising trend in the volume of new commitments seen in the previous year was, however, not replicated in 2022. While FMO was more or less on a par with the value recorded in the prior year (EUR 1.2bn), the volumes posted by BNG and NWB declined by EUR -0.5bn and EUR -3.5bn respectively, meaning that the aggregated value of new commitments for 2022 came in at EUR 22.1bn. This equates to a fall of EUR -4.0bn year on year.

New commitments of Dutch agencies



Comparison of new commitments (EURbn)

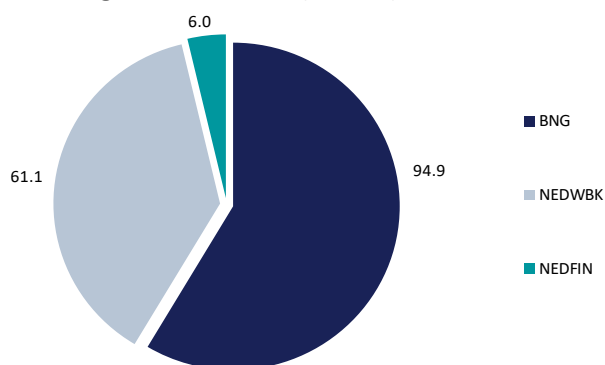


Source: Issuers, NORD/LB Markets Strategy & Floor Research

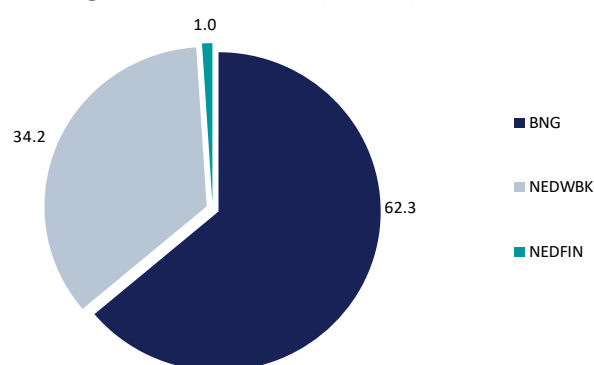
Compliance with leverage ratio considered a challenge

Since 1st January 2018, the institutes have been obliged to fulfill CRR/Basel III regulatory framework conditions, including compliance with a leverage ratio (LR) of at least 3%. They had already been required to publish their leverage ratios since 1st January 2015. Compliance with this ratio, which compares regulatory equity with exposure, has been and remains a particular challenge for BNG and NWB. For example, the LR of NWB amounted to just 2.6% as at year-end 2021. In financial year 2022, the ratio increased to 3.1%, meaning that it now stands only marginally above the regulatory minimum. In contrast, BNG has made huge improvements in this regard over the past couple of years. For example, its LR has risen significantly from 3.5% as at the end of 2020 to 10.6% in financial year 2021. In 2022, this metric then increased to 13.0%. This renewed growth can be attributed, in particular, to the reduced balance sheet total. While, in principle, compliance at 3% still applies, a model has been approved for European promotional banks allowing these institutes to fulfil leverage ratio requirements on the basis of a modified approach. Our understanding of the matter is that these (promotional) institutes have had to comply with an “adjusted leverage ratio” from mid-2021 onwards, which does not take into account pass-through loans, for example. This leads to decreased risk exposure and, all things being equal, ensures that the metric rises. For NWB, this adjusted LR came in at 18.9% as at year-end 2022 (2021: 14.3%) and at 13.0% for BNG. As such, the adjusted calculation means that compliance with the 3% threshold no longer poses a problem.

Outstanding bond volumes (EURbn)



Outstanding EUR benchmarks (EURbn)

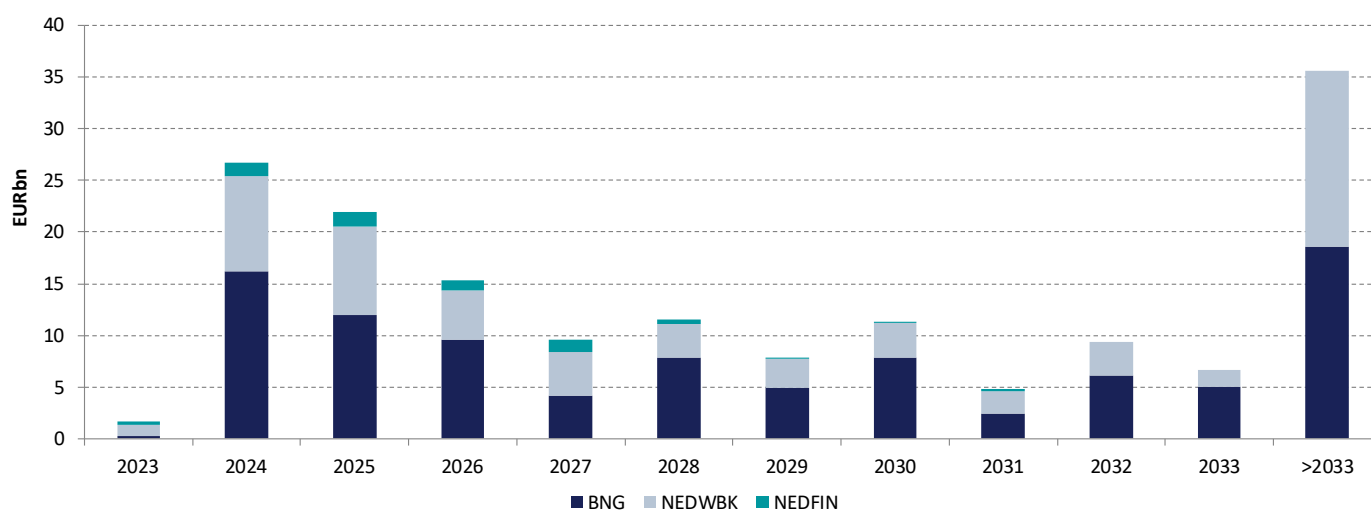


NB: Benchmarks are defined as bonds with a minimum volume of EUR 0.5bn.
 Source: Bloomberg, NORD/LB Markets Strategy & Floor Research

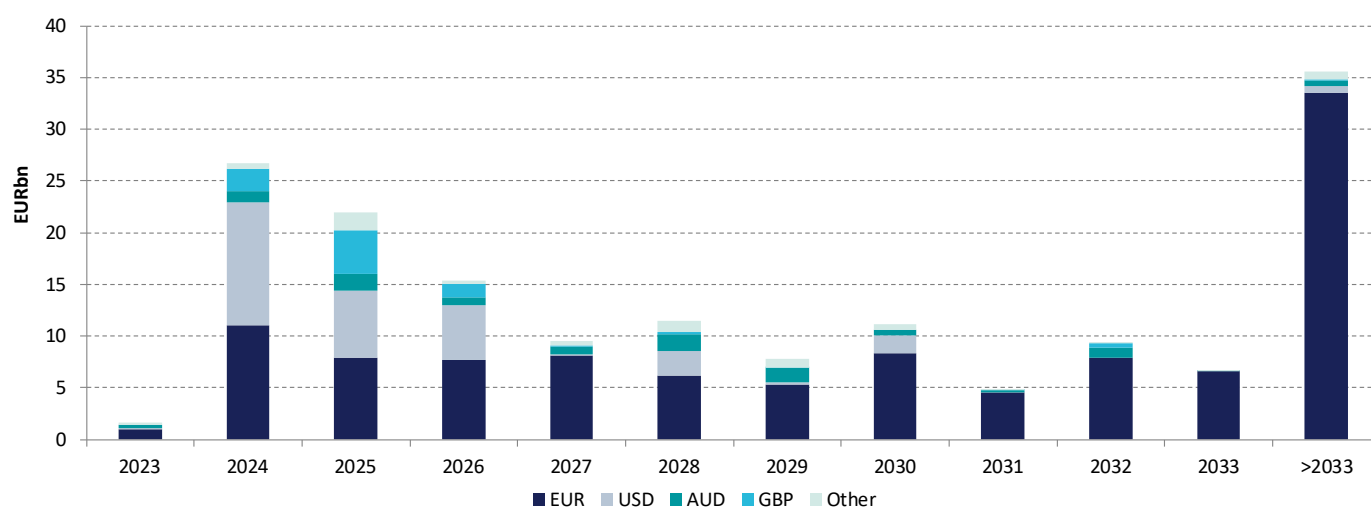
Fluctuating share of EUR benchmarks in overall funding mix

Dutch agencies conduct their activities across a variety of currencies (15 different FX denominations, plus EUR), although in recent years we have observed an increased proportion of EUR benchmarks at BNG in particular. Demand for refinancing on the part of the agencies is even trending upwards, a development that is also being reflected on the liabilities side of their balance sheet totals. ESG bonds are particularly popular in the Netherlands and certainly appeal to investors.

Dutch agencies: outstanding bonds by issuer



Dutch agencies: outstanding bonds by currency



NB: Foreign currencies are converted into EUR at rates as at 09 October 2023.

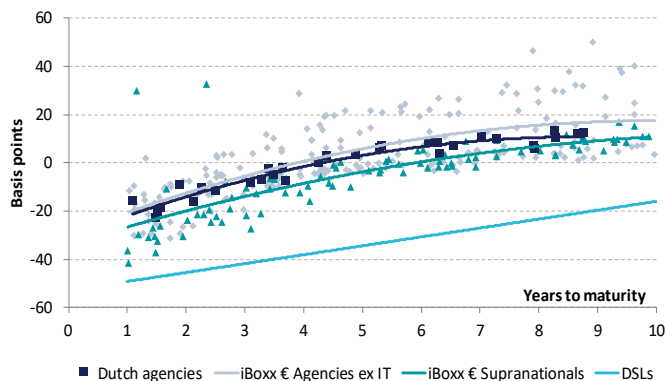
Source: Bloomberg, NORD/LB Markets Strategy & Floor Research

Dutch agencies increasingly opting for longer-term refinancing

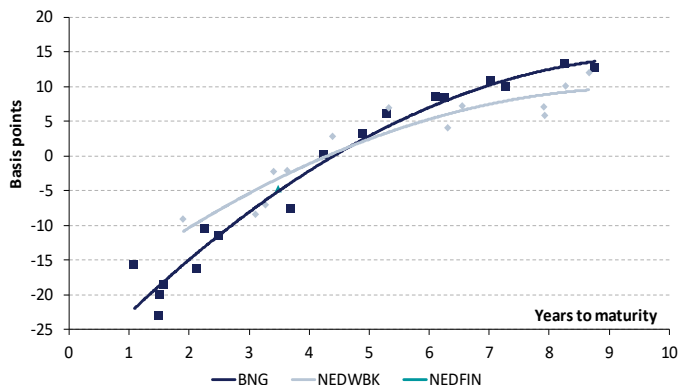
With the exception of NEDFIN, which conducts a significant proportion of its refinancing activities at the short end, Dutch agencies are now tending to opt for longer-term refinancing. For both BNG and NEDWBK, there is therefore a more extensive supply in longer maturity segments than we have observed in the past. We do not expect any negative surprises at all in terms of primary market activities, as Dutch agencies have in the past been characterised by their extremely reliable funding plans and capital market communications.

The Netherlands A comparison of spreads

Dutch Agencies vs. iBoxx € indices & DSLs



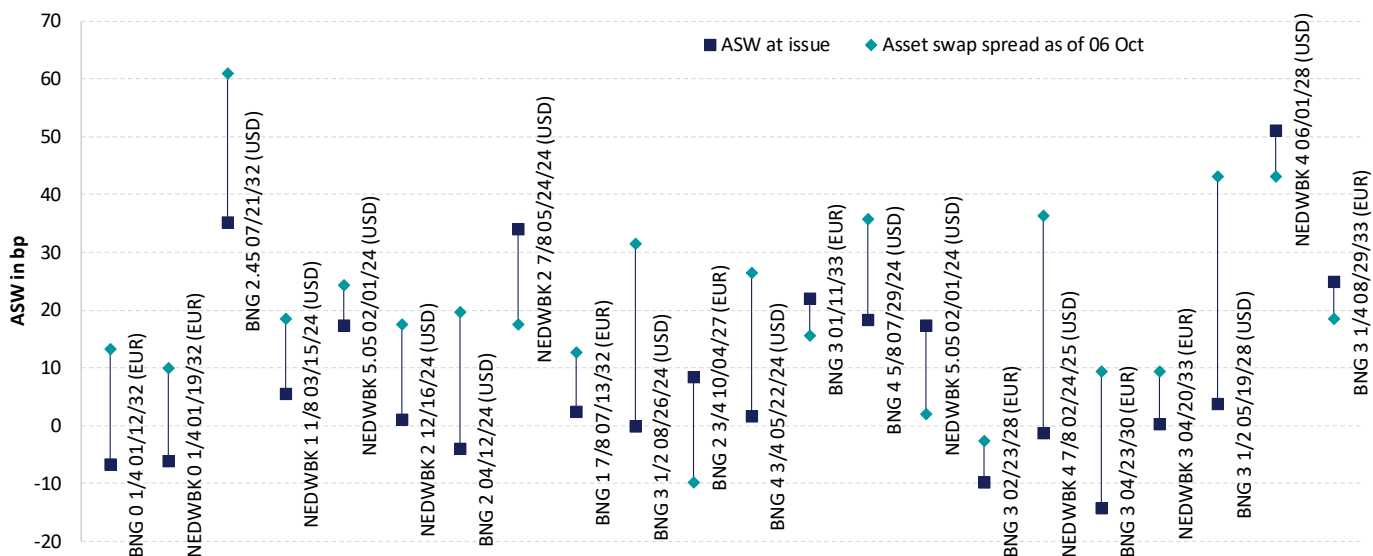
Dutch agencies – a comparison



* Residual term to maturity >1 year and <10 years; outstanding volume at least EUR 0.5bn.
Source: Bloomberg, Markit, NORD/LB Markets Strategy & Floor Research

The Netherlands Primary market activities – an overview

Development of benchmark issues 2022/23 (fixed coupon)



NB: Benchmarks are defined as bonds with a minimum volume of EUR 0.5bn or USD 1.0bn.
Source: Bloomberg, NORD/LB Markets Strategy & Floor Research

Dutch agencies – an overview (EURbn/EUR equivalent)

Name	Ticker	Rating (Fitch/Moody's/S&P)	Outstanding Volume	EUR volume	Funding target 2023	Maturities 2023	Net Supply 2023	Number of ESG bonds	ESG volume
BNG	BNG	AAA/Aaa/AAA	94.9	67.1	16.0	13.2	2.8	25	21.9
NWB	NEDWBK	-/Aaa/AAA	61.1	39.7	11.0	8.3	1.7	32	23.2
FMO	NEDFIN	AAA/-/AAA	6.0	1.3	1.2	1.1	0.4	8	2.0
Total			162.0	108.1	28.2	22.6	4.9	65	47.1

NB: Foreign currencies are converted into EUR at rates as at 09 October 2023.
On account of the issuer's individual funding mix, the values for "funding target" and "net supply" in particular may deviate from reality.
Source: Bloomberg, issuers, NORD/LB Markets Strategy & Floor Research



BNG Bank N.V.

Founded in 1914, BNG Bank N.V. (Bank Nederlandse Gemeenten; BNG) is one of the most important credit institutions within the Dutch public sector. The bank’s mission is primarily centred on the provision of cost-effective funding to public authorities. BNG focuses almost exclusively on regional and local governments as well as publicly-owned entities in the housing construction, healthcare, education and regenerative energy supply sectors. The instruments used by the bank to support its clients cover a wide range of typical banking services. Accordingly, among other services, BNG provides loans, handles transaction services and enables electronic banking. Public private partnerships have now also become a fundamental component of BNG’s business activities. Loans to housing construction companies and municipalities, which together account for the majority of BNG’s portfolio, are guaranteed via the guarantee funds *Waarborgfonds Sociale Woningbouw (WSW)* and *Waarborgfonds voor de Zorgsector (WFZ)*, for which the Dutch state in turn assumes ultimate liability. An implicit government guarantee is in place for the majority of the loan portfolio, which is reflected in the creditworthiness of BNG and creates a low-risk business model. BNG is 50% owned by the Dutch government, while the other half is owned by Dutch municipalities, regions and one water board. Although there is only an implicit state guarantee for BNG, because of its strong links to the public sector, due in particular to its substantial lending volume to this sector, it is highly probable that the state would provide support if required. Furthermore, the bank has been regularly active as an issuer of ESG bonds since 2014. The basis for BNG’s activities in this segment is provided by the [Sustainability Finance Framework](#), which was first established in 2021. The total volume of ESG bonds issued to date by BNG amounts to EUR 21.9bn.

General information

- [Homepage](#)
- [Investor Relations](#)

Owner(s)

50% Dutch state,
50% Dutch municipalities,
regions & one water board

Guarantor(s)

-

Liability mechanism

-

Legal form

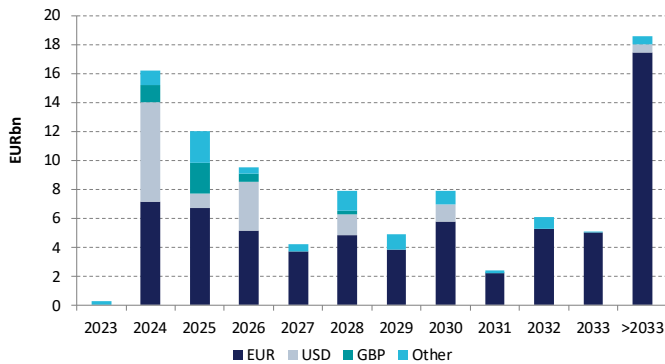
Naamloze Vennootschap (NV)

Bloomberg ticker

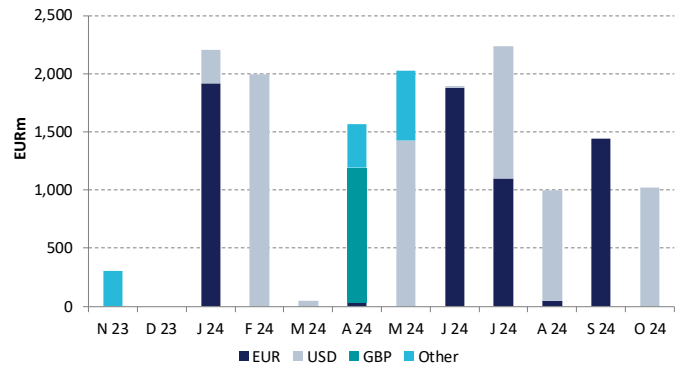
BNG

Ratings	Long-term	Outlook
Fitch	AAA	stab
Moody's	Aaa	stab
S&P	AAA	stab

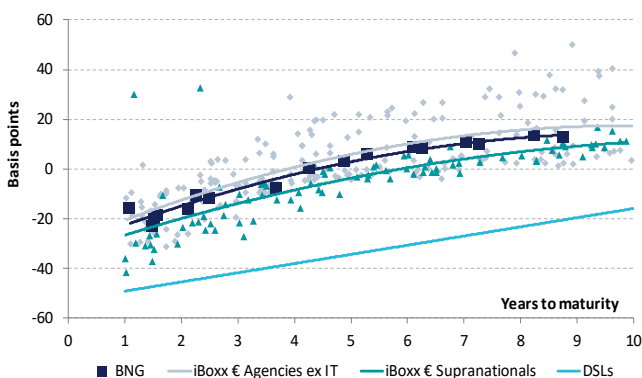
Bonds by currency



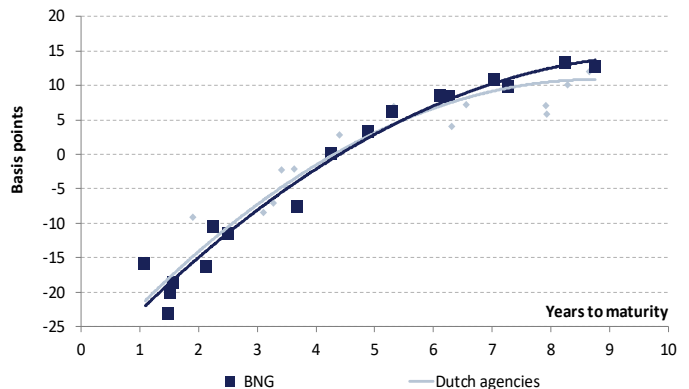
Bond amounts maturing in the next 12 months



BNG vs. iBoxx € indices & DSLs



BNG vs. Dutch SSAs



NB: Foreign currencies are converted into EUR at rates as at 09 October 2023; residual term to maturity >1 year and <10 years; outstanding volume at least EUR 0.5bn.
Source: Bloomberg, Markit, NORD/LB Markets Strategy & Floor Research

Regulatory details

Risk weighting according to CRR/Basel III (standard approach) 20%	Liquidity category according to Liquidity Coverage Ratio (LCR) Level 1	Haircut category according to ECB repo rules II	Leverage ratio/BRRD Possible
--	---	--	---------------------------------

Relative value

Attractiveness vs. DSLs (G-spread; bp)*			Attractiveness vs. Mid-Swap (ASW-spread; in bp)*			Index weighting	
Minimum	Median	Maximum	Minimum	Median	Maximum	iBoxx € Sub-Sovereigns	iBoxx € Public Banks
35	48	62	-23	0	13	2.6%	64.8%

Funding & ESG (EURbn/EUR equivalent)

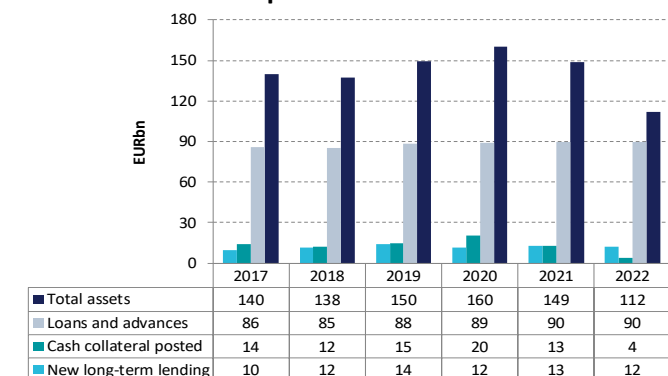
Target 2023	Maturities 2023	Net Supply 2023	Funding instruments Benchmarks, other public bonds, green bonds, private placements and commercial paper	Central bank access ECB	No. of ESG bonds 25	ESG volume 21.9
16.0	13.2	2.8				

Outstanding volume (EURbn/EUR equivalent)

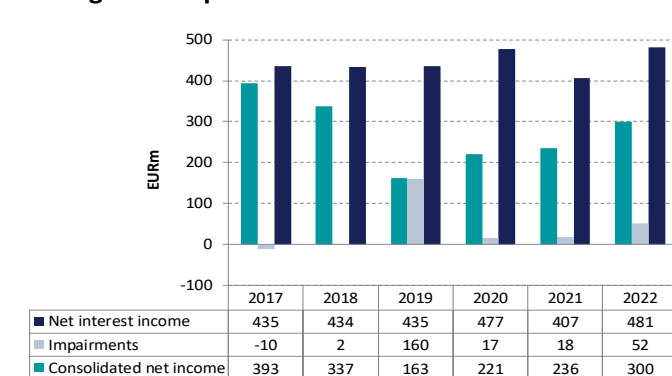
Total	of which in EUR	No. of EUR benchmarks**	of which in USD	No. of USD benchmarks**	of which in other currencies
94.9	67.1	37	14.4	10	13.4

* Residual term to maturity >1 year and <10 years; outstanding volume at least EUR 0.5bn.
 ** Bonds with a minimum volume of EUR 0.5bn or USD 1.0bn. Foreign currencies are converted into EUR at rates as at 09 October 2023.
 On account of the issuer's individual funding mix, the values for "funding target" and "net supply" in particular may deviate from reality.
 Source: Bloomberg, issuers, NORD/LB Markets Strategy & Floor Research

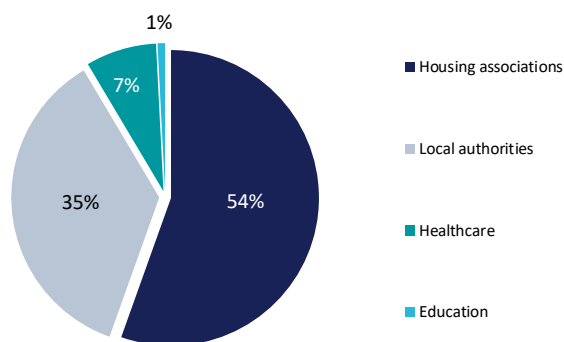
Balance sheet development



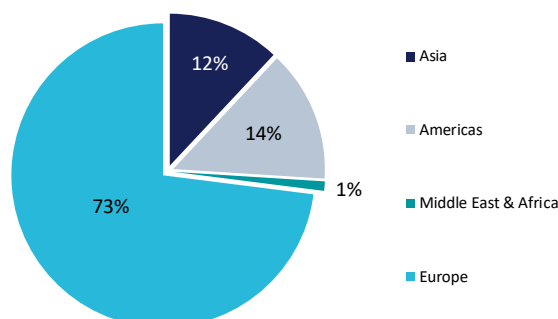
Earnings development



Loan portfolio by sector



Funding by region



Source: Issuer, NORD/LB Markets Strategy & Floor Research

Strengths/Chances

- + Loan portfolio of very high quality
- + Major significance for the Dutch public sector

Weaknesses/Risks

- No explicit guarantee



Nederlandse Waterschapsbank (NWB)

Since being founded in 1954, the core mission of NWB has been to provide low-cost financing tailored to the needs of its clients. NWB offers funding exclusively to public institutions (e.g. water boards). Public private partnerships have also been permitted under its Articles of Association since April 2013. NWB’s market shares are particularly high in the water boards segment: in fact, it provides around 90% of the funding that these organisations require. The water boards are locally organised authorities, which started managing the water industry – of huge importance in the Netherlands – in the 13th century. Loans to companies in the housing construction and water board sectors, which account for a large proportion of NWB’s loan portfolio, are guaranteed via the *Waarborgfonds Sociale Woningbouw (WSW)* and *Waarborgfonds voor de Zorgsector (WFZ)* guarantee funds, for which the Dutch state is in turn ultimately liable. NWB is an established issuer of green bonds and has also been active in the social bond segment since 2017. Through the issuance of Water Bonds (green bonds), the aim is to foster an ecological transformation of the Dutch water boards, while SDG Housing Bonds are issued to help fund social housing initiatives. In 2022, NWB had a market share of approximately 37% in this area. The “General information” section on the left-hand side contains information regarding the ownership structure of NWB. Until 1989, the Dutch state guaranteed NWB’s funding. However, the explicit funding guarantee was withdrawn as part of a reduction in public sector investment and guarantees. On account of the close connection with the public sector, especially due to the crucial role that NWB plays in the financing of public sector institutions, it is highly probable that the state would provide support if required. Due to the impacts of climate change and associated rise in sea levels, NWB is considered to be of significant societal importance.

General information

[Homepage](#)

[Investor Relations](#)

Owner(s)

81% Dutch water boards, 17% Dutch state, 2% Dutch provinces

Guarantor(s)

-

Liability mechanism

-

Legal form

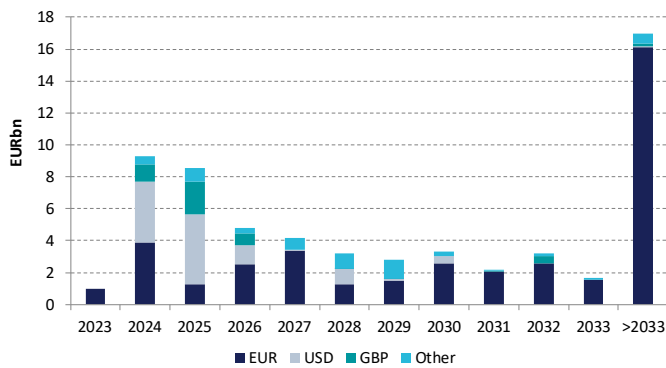
Naamloze Vennootschap (NV)

Bloomberg ticker

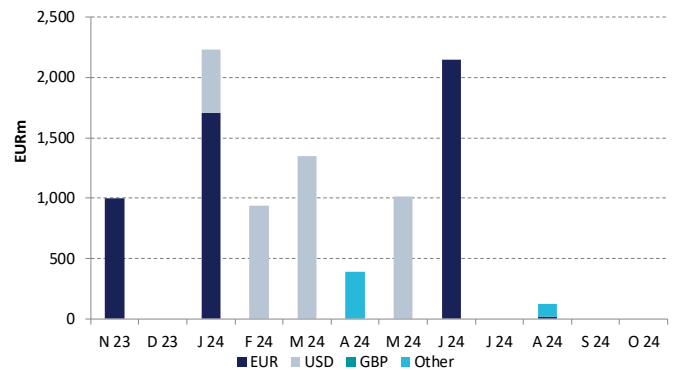
NEDWBK

Ratings	Long-term	Outlook
Fitch	-	-
Moody's	Aaa	stab
S&P	AAA	stab

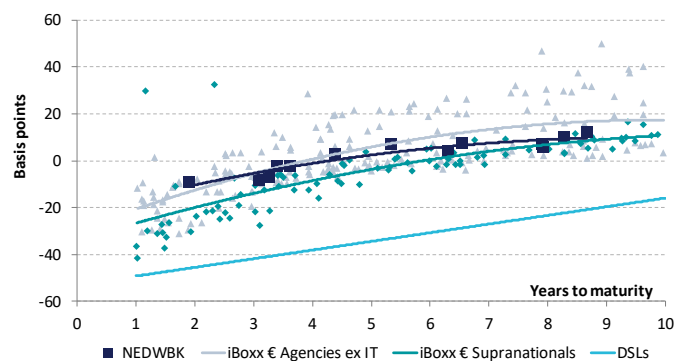
Bonds by currency



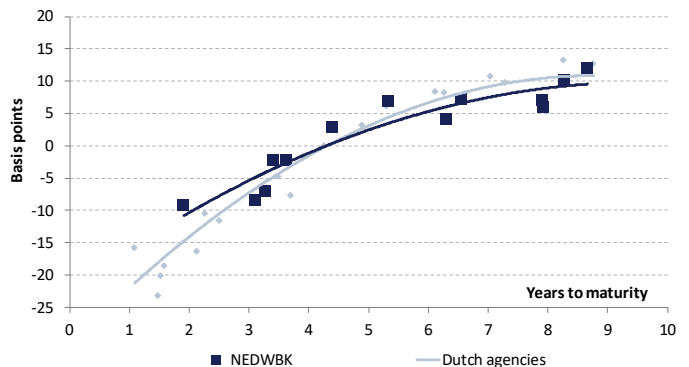
Bond amounts maturing in the next 12 months



NEDWBK vs. iBoxx € indices & DSLs



NEDWBK vs. Dutch SSAs



NB: Foreign currencies are converted into EUR at rates as at 09 October 2023; residual term to maturity >1 year and <10 years; outstanding volume at least EUR 0.5bn. Source: Bloomberg, Markit, NORD/LB Markets Strategy & Floor Research

Regulatory details

Risk weighting according to CRR/Basel III (standard approach) 20%	Liquidity category according to Liquidity Coverage Ratio (LCR) Level 1	Haircut category according to ECB repo rules II	Leverage ratio/BRRD Possible
---	--	---	--

Relative value

Attractiveness vs. DSLs (G-spread; bp)*			Attractiveness vs. Mid-Swap (ASW-spread; in bp)*			Index weighting	
Minimum	Median	Maximum	Minimum	Median	Maximum	iBoxx € Sub-Sovereigns	iBoxx € Public Banks
38	51	59	-9	4	12	1.1%	35.2%

Funding & ESG (EURbn/EUR equivalent)

Target 2023	Maturities 2023	Net Supply 2023	Funding instruments	Central bank access	No. of ESG bonds	ESG volume
11.0	8.3	1.7	Benchmarks, other public bonds, green bonds, private placements and commercial paper	ECB	32	23.2

Outstanding volume (EURbn/EUR equivalent)

Total	of which in EUR	No. of EUR benchmarks**	of which in USD	No. of USD benchmarks**	of which in other currencies
61.1	9.7	29	11.1	7	10.3

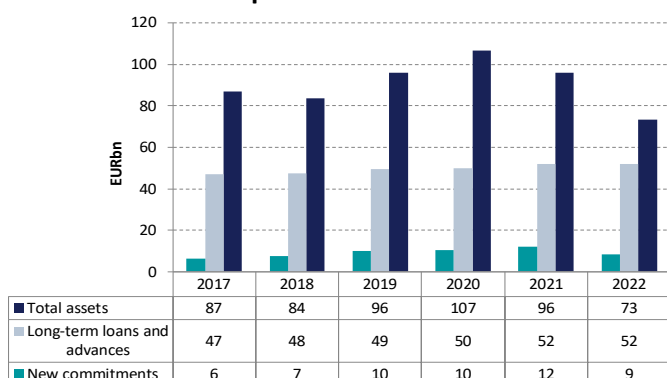
* Residual term to maturity >1 year and <10 years; outstanding volume at least EUR 0.5bn.

** Bonds with a minimum volume of EUR 0.5bn or USD 1.0bn. Foreign currencies are converted into EUR at rates as at 09 October 2023.

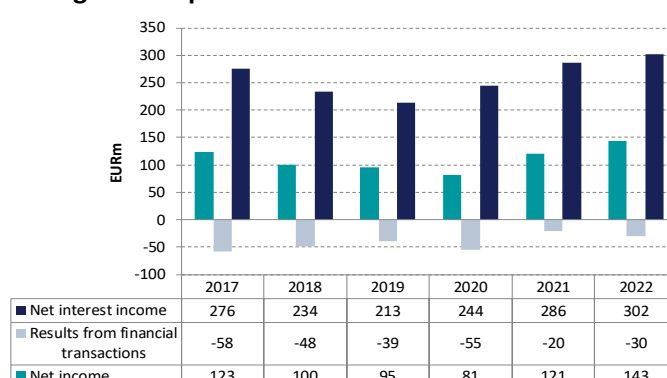
On account of the issuer's individual funding mix, the values for "funding target" and "net supply" in particular may deviate from reality.

Source: Bloomberg, issuers, NORD/LB Markets Strategy & Floor Research

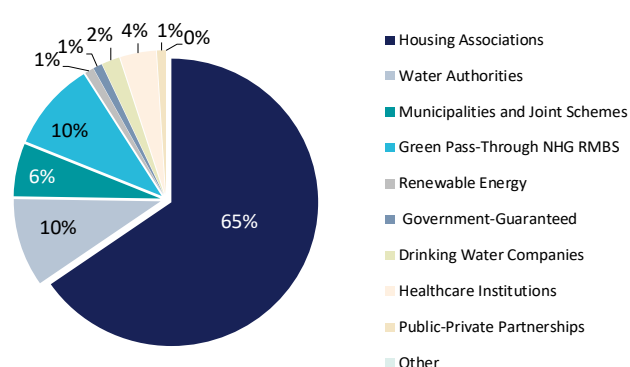
Balance sheet development



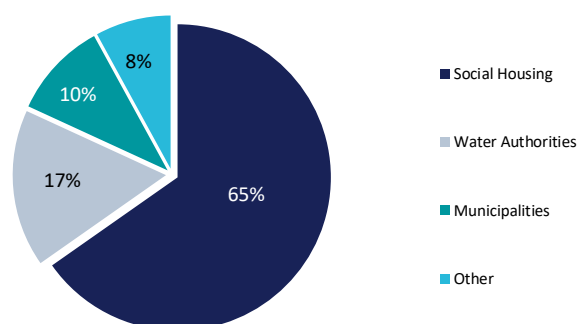
Earnings development



New commitments by sector



Loan portfolio* by sector



Source: Issuer, NORD/LB Markets Strategy & Floor Research

* Loans to or guaranteed by the Dutch government

Strengths/Chances

- + Good asset quality
- + Solid cost-income ratio
- + Major significance for the public sector

Weaknesses/Risks

- No explicit guarantee



Nederlandse Financierings-Maatschappij voor Ontwikkelingslanden (FMO)

Nederlandse Financierings-Maatschappij voor Ontwikkelingslanden (FMO), which was established in 1970, is the national development bank of the Netherlands. FMO finances companies, projects and financial institutions from developing countries and emerging nations, focusing particularly on development funds for financial institutions and the energy sector. Since 2011, agribusiness, the food business and water have also formed a strategic sector of FMO, while the housing sector was removed from the bank’s strategic business areas in 2012. It was decided that the development of an appropriate residential property portfolio was too great a challenge, meaning that the resources earmarked for this area have been used for the other strategic areas since then. In terms of actual development funds, FMO provides equity, loans and guarantees, offers access to the capital market and is also involved in short and long-term project financing. Mezzanine capital is another tool used by FMO in promoting development. In this context, FMO acts both at its own expense and on behalf of the Dutch central government. With 51%, the Dutch central government is the majority shareholder in FMO, which operates under the legal form of a Naamloze Vennootschap (NV; public limited company). This shareholding consists in full of A shares with voting rights. The remaining 49% (B-shares with fewer voting rights) is held by Dutch banks (42%) in addition to trade unions and employer associations (7%). In 1998, it was agreed with the Dutch central government that the Netherlands should avoid situations in which FMO is unable to meet its obligations on time (Financial Security Obligation). The state is also obliged to cover FMO losses from unforeseeable business risks if it has not made any provision for this eventuality and the general risk reserves have been exhausted (Maintenance Obligation).

General information

- [Homepage](#)
- [Investor Relations](#)

Owner(s)

51% Dutch state, 42% private banks, 7% trade unions and employer associations

Guarantor(s)

The Netherlands

Liability mechanism

Maintenance obligation

Legal form

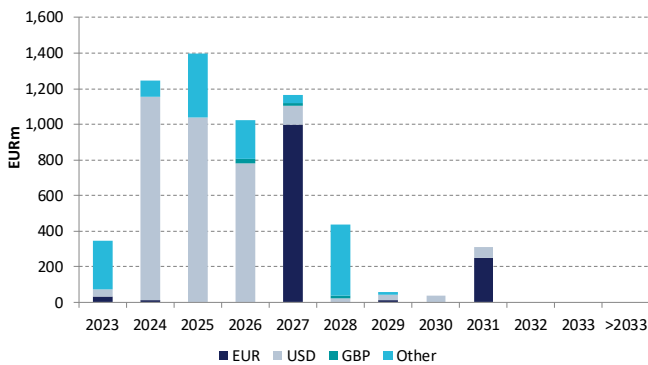
Naamloze Vennootschap (NV)

Bloomberg ticker

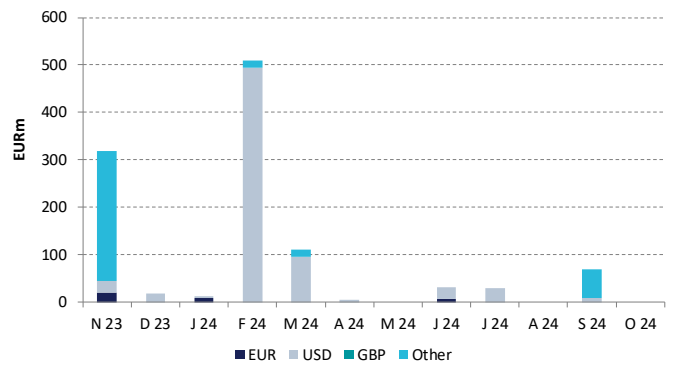
NEDFIN

Ratings	Long-term	Outlook
Fitch	AAA	stab
Moody's	-	-
S&P	AAA	stab

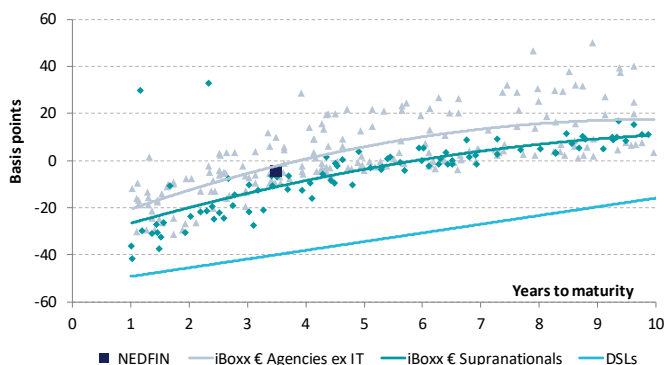
Bonds by currency



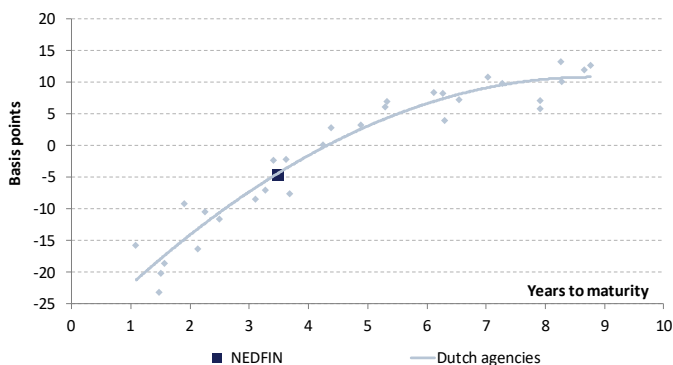
Bond amounts maturing in the next 12 months



NEDFIN vs. iBoxx € indices & DSLs



NEDFIN vs. Dutch SSAs



NB: Foreign currencies are converted into EUR at rates as at 09 October 2023; residual term to maturity >1 year and <10 years; outstanding volume at least EUR 0.5bn. Source: Bloomberg, Markit, NORD/LB Markets Strategy & Floor Research

Regulatory details

Risk weighting according to CRR/Basel III (standard approach)	Liquidity category according to Liquidity Coverage Ratio (LCR)	Haircut category according to ECB repo rules	Leverage ratio/BRRD
0%	Level 1	IV	Relevant; in our opinion, implicit guarantee prevents use of a bail-in

Relative value

Attractiveness vs. DSLs (G-spread; bp)*			Attractiveness vs. Mid-Swap (ASW-spread; in bp)*			Index weighting	
Minimum	Median	Maximum	Minimum	Median	Maximum	iBoxx € Sub-Sovereigns	iBoxx € Public Banks
44	44	44	-5	-5	-5	0.0%	0.0%

Funding & ESG (EURbn/EUR equivalent)

Target 2023	Maturities 2023	Net Supply 2023	Funding instruments	Central bank access	No. of ESG bonds	ESG volume
1.2	1.1	0.4	Public bonds, green bonds, private placements, commercial paper	ECB	8	2.0

Outstanding volume (EURbn/EUR equivalent)

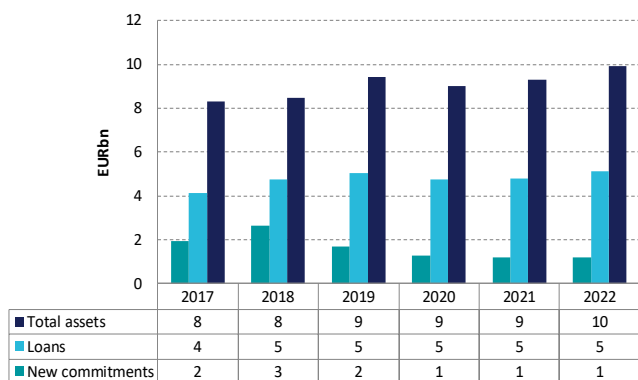
Total	of which in EUR	No. of EUR benchmarks**	of which in USD	No. of USD benchmarks**	of which in other currencies
6.0	1.3	2	3.3	0	1.5

* Residual term to maturity >1 year and <10 years; outstanding volume at least EUR 0.5bn.

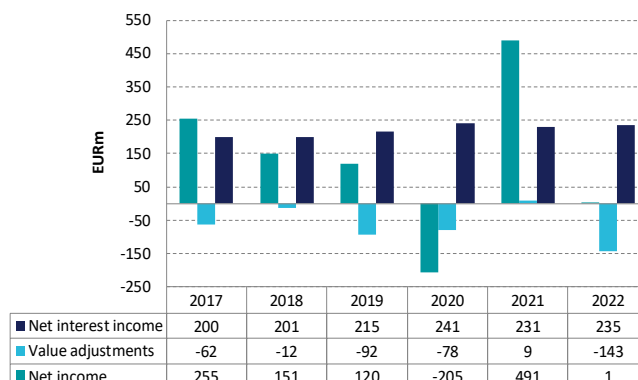
** Bonds with a minimum volume of EUR 0.5bn or USD 1.0bn. Foreign currencies are converted into EUR at rates as at 09 October 2023. On account of the issuer's individual funding mix, the values for "funding target" and "net supply" in particular may deviate from reality.

Source: Bloomberg, issuers, NORD/LB Markets Strategy & Floor Research

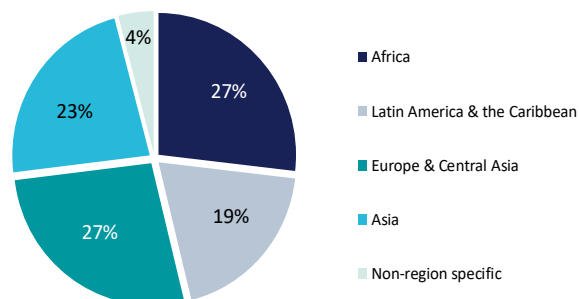
Balance sheet development



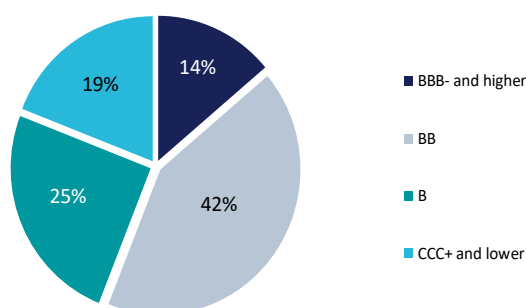
Earnings development



Loan portfolio by region



Loan portfolio by internal ratings



Source: Issuer, NORD/LB Markets Strategy & Floor Research

Strengths/Chances

- + Maintenance obligation
- + High significance for the Netherlands
- + Capital ratios and profitability

Weaknesses/Risks

- Relatively high-risk loan portfolio

Appendix

Publication overview

Covered Bonds:

[Issuer Guide Covered Bonds 2023](#)

[Covered Bond Laws](#)

[Covered Bond Directive: Impact on risk weights and LCR levels](#)

[Risk weights and LCR levels of covered bonds](#) (updated semi-annually)

[Transparency requirements §28 PfandBG Q2/2023](#) (quarterly update)

[Covered bonds as eligible collateral for central banks](#)

SSA/Public Issuers:

[Issuer Guide – German Laender 2023](#)

[Issuer Guide – European Supranationals 2023](#)

[Issuer Guide – French Agencies 2023](#)

[Issuer Guide – German Agencies 2022](#)

[Issuer Guide – Dutch Agencies 2022](#)

[Beyond Bundeslaender: Belgium](#)

[Beyond Bundeslaender: Greater Paris \(IDF/VDP\)](#)

[Beyond Bundeslaender: Spanish regions](#)

Fixed Income Specials:

[ESG-Update 2023](#)

[ECB: This rate terminates here – 99.9% sure](#)

[ECB preview: Knives out... It's edging-time](#)

[ECB: From the bottom to the top time to stop? Nobody knows it](#)

Appendix

Contacts at NORD/LB

Markets Strategy & Floor Research



Dr Frederik Kunze

Covered Bonds/Banks

+49 172 354 8977

frederik.kunze@nordlb.de



Dr Norman Rudschuck, ClIA

SSA/Public Issuers

+49 152 090 24094

norman.rudschuck@nordlb.de



Melanie Kiene, ClIA

Covered Bonds/Banks

+49 172 169 2633

melanie.kiene@nordlb.de



Christian Ilchmann

SSA/Public Issuers

+49 157 851 64976

christian.ilchmann@nordlb.de

Sales

Institutional Sales	+49 511 9818-9440
Sales Sparkassen & Regionalbanken	+49 511 9818-9400
Sales MM/FX	+49 511 9818-9460
Fixed Income Relationship Management Europe	+352 452211-515

Origination & Syndicate

Origination FI	+49 511 9818-6600
Origination Corporates	+49 511 361-2911

Treasury

Collat. Management/Repos	+49 511 9818-9200
Liquidity Management	+49 511 9818-9620 +49 511 9818-9650

Trading

Covereds/SSA	+49 511 9818-8040
Financials	+49 511 9818-9490
Governments	+49 511 9818-9660
Länder/Regionen	+49 511 9818-9550
Frequent Issuers	+49 511 9818-9640

Sales Wholesale Customers

Firmenkunden	+49 511 361-4003
Asset Finance	+49 511 361-8150

Disclaimer

The present report (hereinafter referred to as “information”) was drawn up by NORDDEUTSCHE LANDESBANK GIROZENTRALE (NORD/LB). The supervisory authorities responsible for NORD/LB are the European Central Bank (ECB), Sonnemannstraße 20, D-60314 Frankfurt am Main, and the Federal Financial Supervisory Authority in Germany (Bundesanstalt für Finanzdienstleistungsaufsicht; BaFin), Graurheindorfer Str. 108, D-53117 Bonn and Marie-Curie-Str. 24-28, D-60439 Frankfurt am Main. The present report and the products and services described herein have not been reviewed or approved by the relevant supervisory authority.

The present information is addressed exclusively to Recipients in Austria, Belgium, Canada, Cyprus, the Czech Republic, Denmark, Estonia, Finland, France, Germany, Greece, Indonesia, Ireland, Italy, Japan, Korea, Luxembourg, the Netherlands, New Zealand, Poland, Portugal, Singapore, Portugal, Spain, Sweden, Switzerland, the Republic of China (Taiwan), Thailand, the United Kingdom and Vietnam (hereinafter referred to as “Relevant Persons” or “Recipients”). The contents of the information are disclosed to the Recipients on a strictly confidential basis and, by accepting such information, the Recipients shall agree that they will not forward it to third parties, copy and/or reproduce this information without the prior written consent of NORD/LB. The present information is addressed solely to the Relevant Persons and any parties other than the Relevant Persons shall not rely on the information contained herein. In particular, neither this information nor any copy thereof shall be forwarded or transmitted to the United States of America or its territories or possessions, or distributed to any employees or affiliates of Recipients resident in these jurisdictions.

The present information does not constitute financial analysis within the meaning of Art. 36 (1) of the Delegate Regulation (EU) 2017/565, but rather represents a marketing communication for your general information within the meaning of Art. 36 (2) of this Regulation. Against this background, NORD/LB expressly points out that this information has not been prepared in accordance with legal provisions promoting the independence of investment research and is not subject to any prohibition of trading following the dissemination of investment research. Likewise, this information does not constitute an investment recommendation or investment strategy recommendation within the meaning of the Market Abuse Regulation (EU) No. 596/2014.

This report and the information contained herein have been compiled and are provided exclusively for information purposes. The present information is not intended as an investment incentive. It is provided for the Recipient’s personal information, subject to the express understanding, which shall be acknowledged by the Recipient, that it does not constitute any direct or indirect offer, recommendation, solicitation to purchase, hold or sell or to subscribe for or acquire any securities or other financial instruments nor any measure by which financial instruments might be offered or sold.

All actual details, information and statements contained herein were derived from sources considered reliable by NORD/LB. For the preparation of this information, NORD/LB uses issuer-specific financial data providers, own estimates, company information and public media. However, since these sources are not verified independently, NORD/LB cannot give any assurance as to or assume responsibility for the accuracy and completeness of the information contained herein. The opinions and prognoses given herein on the basis of these sources constitute a non-binding evaluation of the employees of the Markets Strategy & Floor Research division of NORD/ LB. Any changes in the underlying premises may have a material impact on the developments described herein. Neither NORD/LB nor its governing bodies or employees can give any assurances as to or assume any responsibility or liability for the accuracy, appropriateness and completeness of this information or for any loss of return, any indirect, consequential or other damage which may be suffered by persons relying on the information or any statements or opinions set forth in the present Report (irrespective of whether such losses are incurred due to any negligence on the part of these persons or otherwise).

Past performance is not a reliable indicator of future performance. Exchange rates, price fluctuations of the financial instruments and similar factors may have a negative impact on the value and price of and return on the financial instruments referred to herein or any instruments linked thereto. Fees and commissions apply in relation to securities (purchase, sell, custody), which reduce the return on investment. An evaluation made on the basis of the historical performance of any security does not necessarily provide an indication of its future performance.

The present information neither constitutes any investment, legal, accounting or tax advice nor any assurance that an investment or strategy is suitable or appropriate in the light of the Recipient’s individual circumstances, and nothing in this information constitutes a personal recommendation to the Recipient thereof. The securities or other financial instruments referred to herein may not be suitable for the Recipient’s personal investment strategies and objectives, financial situation or individual needs.

Moreover, the present report in whole or in part is not a sales or other prospectus. Accordingly, the information contained herein merely constitutes an overview and does not form the basis for any potential decision to buy or sell on the part of an investor. A full description of the details relating to the financial instruments or transactions which may relate to the subject matter of this report is given in the relevant (financing) documentation. To the extent that the financial instruments described herein are NORD/LB’s own issues and subject to the requirement to publish a prospectus, the conditions of issue applicable to any individual financial instrument and the relevant prospectus published with respect thereto as well NORD/LB’s relevant registration form, all of which are available for download at www.nordlb.de and may be obtained free of charge from NORD/LB, Georgsplatz 1, 30159 Hanover, shall be solely binding. Furthermore, any potential investment decision should be made exclusively on the basis of such (financing) documentation. The present information cannot replace personal advice. Before making an investment decision, each Recipient should consult an independent investment adviser for individual investment advice with respect to the appropriateness of an investment in financial instruments or investment strategies subject to this information as well as for other and more recent information on certain investment opportunities.

Each of the financial instruments referred to herein may involve substantial risks, including capital, interest, index, currency and credit risks in addition to political, fair value, commodity and market risks. The financial instruments could experience a sudden and substantial deterioration in value, including a total loss of the capital invested. Each transaction should only be entered into on the basis of the relevant investor’s assessment of his or her individual financial situation as well as of the suitability and risks of the investment.

NORD/LB and its affiliated companies may participate in transactions involving the financial instruments described in the present information or their underlying basis values for their own account or for the account of third parties, may issue other financial instruments with the same or similar features as those of the financial instruments presented in this information and may conduct hedging transactions to hedge positions. These measures may affect the price of the financial instruments described in the present information.

If the financial instruments presented in this information are derivatives, they may, depending on their structure, have an initial negative market value from the customer's perspective at the time the transaction is concluded. NORD/LB further reserves the right to transfer its economic risk from a derivative concluded with it to a third party on the market by means of a mirror-image counter transaction.

More detailed information on any commission payments which may be included in the selling price can be found in the "Customer Information on Securities Business" brochure, which is available to download at www.nordlb.de.

The information contained in the present report replaces all previous versions of corresponding information and refers exclusively to the time of preparation of the information. Future versions of this information will replace this version. NORD/LB is under no obligation to update and/or regularly review the data contained in such information. No guarantee can therefore be given that the information is up-to-date and continues to be correct.

By making use of this information, the Recipient shall accept the terms and conditions outlined above.

NORD/LB is a member of the protection scheme of Deutsche Sparkassen-Finanzgruppe. Further information for the Recipient is indicated in clause 28 of the General Terms and Conditions of NORD/LB or at www.dsgv.de/sicherungssystem.

Additional information for Recipients in Australia:

NORD/LB IS NOT A BANK OR DEPOSIT TAKING INSTITUTION AUTHORISED UNDER THE 1959 BANKING ACT OF AUSTRALIA. IT IS NOT SUPERVISED BY THE AUSTRALIAN PRUDENTIAL REGULATION AUTHORITY. NORD/LB does not provide personal advice with this information and does not take into account the objectives, financial situation or needs of the Recipient (other than for the purpose of combating money laundering).

Additional information for Recipients in Austria:

None of the information contained herein constitutes a solicitation or offer by NORD/LB or its affiliates to buy or sell any securities, futures, options or other financial instruments or to participate in any other strategy. Only the published prospectus pursuant to the Austrian Capital Market Act should be the basis for any investment decision of the Recipient. For regulatory reasons, products mentioned herein may not be on offer in Austria and therefore not available to investors in Austria. Therefore, NORD/LB may not be able to sell or issue these products, nor shall it accept any request to sell or issue these products to investors located in Austria or to intermediaries acting on behalf of any such investors.

Additional information for Recipients in Belgium:

Evaluations of individual financial instruments on the basis of past performance are not necessarily indicative of future results. It should be noted that the reported figures relate to past years.

Additional information for Recipients in Canada:

This report has been prepared solely for information purposes in connection with the products it describes and should not, under any circumstances, be construed as a public offer or any other offer (direct or indirect) to buy or sell securities in any province or territory of Canada. No financial market authority or similar regulatory body in Canada has made any assessment of these securities or reviewed this information and any statement to the contrary constitutes an offence. Potential selling restrictions may be included in the prospectus or other documentation relating to the relevant product.

Additional information for Recipients in Cyprus:

This information constitutes an analysis within the meaning of the section on definitions of the Cyprus Directive D1444-2007-01 (No. 426/07). Furthermore, this information is provided for information and promotional purposes only and does not constitute an individual invitation or offer to sell, buy or subscribe to any investment product.

Additional information for Recipients in the Czech Republic:

There is no guarantee that the invested amount will be recouped. Past returns are no guarantee of future results. The value of the investments may rise or fall. The information contained herein is provided on a non-binding basis only and the author does not guarantee the accuracy of the content.

Additional information for Recipients in Denmark:

This Information does not constitute a prospectus under Danish securities law and consequently is not required to be, nor has been filed with or approved by the Danish Financial Supervisory Authority, as this Information either (i) has not been prepared in the context of a public offering of securities in Denmark or the admission of securities to trading on a regulated market within the meaning of the Danish Securities Trading Act or any executive orders issued pursuant thereto, or (ii) has been prepared in the context of a public offering of securities in Denmark or the admission of securities to trading on a regulated market in reliance on one or more of the exemptions from the requirement to prepare and publish a prospectus in the Danish Securities Trading Act or any executive orders issued pursuant thereto.

Additional information for Recipients in Estonia:

It is advisable to closely examine all the terms and conditions of the services provided by NORD/LB. If necessary, Recipients of this information should consult an expert.

Additional information for Recipients in Finland:

The financial products described herein may not be offered or sold, directly or indirectly, to any resident of the Republic of Finland or in the Republic of Finland, except pursuant to applicable Finnish laws and regulations. Specifically, in the case of shares, such shares may not be offered or sold, directly or indirectly, to the public in the Republic of Finland as defined in the Finnish Securities Market Act (746/2012, as amended). The value of investments may go up or down. There is no guarantee of recouping the amount invested. Past performance is no guarantee of future results.

Additional information for Recipients in France:

NORD/LB is partially regulated by the “Autorité des Marchés Financiers” for the conduct of French business. Details concerning the extent of our regulation by the respective authorities are available from us on request. The present information does not constitute an analysis within the meaning of Article 24 (1) Directive 2006/73/EC, Article L.544-1 and R.621-30-1 of the French Monetary and Financial Code, but does represent a marketing communication and does qualify as a recommendation pursuant to Directive 2003/6/EC and Directive 2003/125/EC.

Additional information for Recipients in Greece:

The information contained herein gives the view of the author at the time of publication and may not be used by its Recipient without first having confirmed that it remains accurate and up to date at the time of its use. Past performance, simulations or forecasts are therefore not a reliable indicator of future results. Investment funds have no guaranteed performance and past returns do not guarantee future performance.

Additional information for Recipients in Indonesia:

This report contains generic information and has not been tailored to the circumstances of any individual or specific Recipient. This information is part of NORD/LB's marketing material.

Additional information for Recipients in the Republic of Ireland:

This information has not been prepared in accordance with Directive (EU) 2017/1129 (as amended) on prospectuses (the “Prospectus Directive”) or any measures made under the Prospectus Directive or the laws of any Member State or EEA treaty adherent state that implement the Prospectus Directive or such measures and therefore may not contain all the information required for a document prepared in accordance with the Prospectus Directive or the laws.

Additional information for Recipients in Japan:

This information is provided to you for information purposes only and does not constitute an offer or solicitation of an offer to enter into securities transactions or commodity futures transactions. Although the actual data and information contained herein has been obtained from sources which we believe to be reliable and trustworthy, we are unable to vouch for the accuracy and completeness of this actual data and information.

Additional information for Recipients in South Korea:

This information has been provided to you free of charge for information purposes only. The information contained herein is factual and does not reflect any opinion or judgement of NORD/LB. The information contained herein should not be construed as an offer, marketing, solicitation to submit an offer or investment advice with respect to the financial investment products described herein.

Additional information for Recipients in Luxembourg:

Under no circumstances shall the present information constitute an offer to purchase or issue or the solicitation to submit an offer to buy or subscribe for financial instruments and financial services in Luxembourg.

Additional information for Recipients in New Zealand:

NORD/LB is not a bank registered in New Zealand. This information is for general information only. It does not take into account the Recipient's financial situation or objectives and is not a personalised financial advisory service under the 2008 Financial Advisers Act.

Additional information for Recipients in the Netherlands:

The value of your investment may fluctuate. Past performance is no guarantee for the future.

Additional information for Recipients in Poland:

This information does not constitute a recommendation within the meaning of the Regulation of the Polish Minister of Finance Regarding Information Constituting Recommendations Concerning Financial Instruments or Issuers thereof dated 19 October 2005.

Additional information for Recipients in Portugal:

This information is intended only for institutional clients and may not be (i) used by, (ii) copied by any means or (iii) distributed to any other kind of investor, in particular not to retail clients. The present information does not constitute or form part of an offer to buy or sell any of the securities covered by the report, nor should it be understood as a request to buy or sell securities where that practice may be deemed unlawful. The information contained herein is based on information obtained from sources which we believe to be reliable, but is not guaranteed as to accuracy or completeness. Unless otherwise stated, all views contained herein relate solely to our research and analysis and are subject to change without notice.

Additional information for Recipients in Sweden:

This information does not constitute (or form part of) a prospectus, offering memorandum, any other offer or solicitation to acquire, sell, subscribe for or otherwise trade in shares, subscription rights or other securities, nor shall it or any part of it form the basis of or be relied on in connection with any contract or commitment whatsoever. The present information has not been approved by any regulatory authority. Any offer of securities will only be made pursuant to an applicable prospectus exemption under the EC Prospectus Directive (Directive (EU) 2017/1129), and no offer of securities is being directed to any person or investor in any jurisdiction where such action is wholly or partially subject to legal restrictions or where such action would require additional prospectuses, other offer documentation, registrations or other actions.

Additional information for Recipients in Switzerland:

This information has not been approved by the Federal Banking Commission (merged into the Swiss Financial Market Supervisory Authority (FINMA) on 1 January 2009). NORD/LB will comply with the Directives of the Swiss Bankers Association on the Independence of Financial Research (as amended). The present information does not constitute an issuing prospectus pursuant to article 652a or article 1156 of the Swiss Code of Obligations. The information is published solely for the purpose of information on the products mentioned herein. The products do not qualify as units of a collective investment scheme pursuant to the Federal Act on Collective Investment Schemes (CISA) and are therefore not subject to supervision by FINMA.

Additional information for Recipients in the Republic of China (Taiwan):

This information is provided for general information only and does not take into account the individual interests or requirements, financial status and investment objectives of any specific investor. Nothing herein should be construed as a recommendation or advice for you to subscribe to a particular investment product. You should not rely solely on the information provided herein when making your investment decisions. When considering any investment, you should endeavour to make your own independent assessment and determination on whether the investment is suitable for your needs and seek your own professional financial and legal advice. NORD/LB has taken all reasonable care in producing this report and trusts that the information is reliable and suitable for your situation at the date of publication or delivery. However, no guarantee of accuracy or completeness is given. To the extent that NORD/LB has exercised the due care of a good administrator, we accept no responsibility for any errors, omissions, or misstatements in the information given. NORD/LB does not guarantee any investment results and does not guarantee that the strategies employed will improve investment performance or achieve your investment objectives.

Information for Recipients in the United Kingdom:

NORD/LB is subject to partial regulation by the Financial Conduct Authority (FCA) and the Prudential Regulation Authority (PRA). Details of the scope of regulation by the FCA and the PRA are available from NORD/LB on request. The present information is "financial promotion". Recipients in the United Kingdom should contact the London office of NORD/LB, Investment Banking Department, telephone: 0044 / 2079725400, in the event of any queries. An investment in financial instruments referred to herein may expose the investor to a significant risk of losing all the capital invested.

Time of going to press: 13 October 2023 (14:29h)