

Norddeutsche Landesbank Girozentrale

Key Rating Drivers

Support Drives IDRs: Norddeutsche Landesbank Girozentrale's (NORD/LB) Issuer Default Ratings (IDRs) and Shareholder Support Rating (SSR) are aligned with the IDRs of the German savings bank group Sparkassen-Finanzgruppe (Sparkassen) (SFG; A+/ Stable/F1+). This reflects Fitch Ratings' view of a very high probability that SFG would provide support if needed. We believe that SFG's revised Institution Protection Scheme (IPS), with clear rules for addressing weaknesses at member banks, including Landesbanken, has resulted in an increased propensity for SFG to provide timely support.

We believe support would also be available from the bank's other owners, the states of Lower Saxony (58% owner) and Saxony-Anhalt (6.25%). Fitch uses SFG's Long-Term IDR as the anchor rating because support would need to be forthcoming from SFG and the states of Lower Saxony and Saxony-Anhalt to avoid triggering state-aid considerations and resolution under the German Recovery and Resolution Act if NORD/LB fails. The Stable Outlook on NORD/LB's Long-Term IDR mirrors that on SFG.

Wholesale-Oriented Business Profile: The Viability Rating (VR) reflects NORD/LB's largely wholesale-driven business profile and only modest profitability compared with domestic peers. The transformation programme is almost completed, and Fitch expects the bank to build a record of sustainable profitable business generation.

The bank also has good asset quality, adequate capitalisation and access to savings banks' excess liquidity. NORD/LB's VR is one notch below the implied 'bbb-' VR due to its only recently stabilising business profile and franchise, which has a significant effect on our view of the bank's credit profile.

Concentration Constrains Risk Profile: The bank's risk appetite is in line with Landesbanken peers and limited by its owners' close scrutiny. NORD/LB's focus on wholesale banking leads to sector concentrations, in particular in commercial real estate. The latter benefits from conservative underwriting standards and good collateralisation.

Resilient Asset Quality: We expect NORD/LB's impaired loans ratio to deteriorate slightly in 2024 as a result of the continued challenging economic conditions, high interest rates, and inflation, but for it to remain below 2% in the medium term. Risk concentrations, including to the energy sector and commercial real estate (CRE), constrain our asset-quality assessment.

Stabilising Profitability: We expect NORD/LB's operating profit to remain just above 0.3% of risk-weighted assets (RWAs), a modest level, over the next two years. In the coming quarters, profitability could temporarily fall below this level, as a challenging operating environment in Germany could weaken loan demand and lead to higher loan impairment charges (LICs). Intense competition in most business segments structurally limits NORD/LB's pricing power and weighs on its profitability.

Adequate Capitalisation: We expect NORD/LB's common equity Tier 1 (CET1) ratio, which was 16% at end-March 2024, to remain above 15% in the medium term. This is comfortably above its regulatory requirement of 9.6%.

IPS Membership Underpins Funding: NORD/LB's predominantly wholesale funding benefits from its membership in SFG's IPS. The recent issuances of senior preferred and Tier 2 debt helped the bank to re-establish its funding franchise. The liquidity profile is sound.

Ratings

Foreign Currency

Long-Term IDR	A+
Short-Term IDR	F1+
Derivative Counterparty Rating	AA-(dcr)

Viability Rating	bb+
------------------	-----

Shareholder Support Rating	a+
----------------------------	----

Sovereign Risk (Germany)

Long-Term Foreign-Currency IDR	AAA
Long-Term Local-Currency IDR	AAA
Country Ceiling	AAA

Outlooks

Long-Term Foreign-Currency IDR	Stable
Sovereign Long-Term Foreign-Currency IDR	Stable
Sovereign Long-Term Local-Currency IDR	Stable

Applicable Criteria

[Bank Rating Criteria \(March 2024\)](#)

Related Research

[Fitch Upgrades NORD/LB's IDR to 'A+' / Stable; Affirms Viability Rating at 'bb+' \(July 2024\)](#)

[Fitch Affirms Sparkassen-Finanzgruppe at 'A+'; Outlook Stable \(April 2024\)](#)

[Global Economic Outlook \(June 2024\)](#)

Analysts

Caroline Herper, CFA
+49 69 768076 176
caroline.herper@fitchratings.com

Justus Roppertz
+49 69 768076 232
justus.roppertz@fitchratings.com

Rating Sensitivities

Factors that Could, Individually or Collectively, Lead to Negative Rating Action/Downgrade

A downgrade of SFG's IDRs would likely lead to a downgrade of NORD/LB's IDRs and SSR.

The VR would likely be downgraded if we expect the bank's impaired loans ratio to rise to and remain above 3%, if the CET1 ratio falls durably below 12%, or if NORD/LB becomes loss-making on a sustained basis without clear recovery prospects.

Factors that Could, Individually or Collectively, Lead to Positive Rating Action/Upgrade

An upgrade of SFG's IDRs would likely lead to an upgrade of NORD/LB's IDRs.

An upgrade of the VR would require evidence that the bank has further strengthened its business profile, reflected in the generation of sufficient and adequately priced new business, without relaxing its risk standards post-restructuring.

An upgrade would also require asset quality to remain resilient and to be broadly in line with peers over the next one to two years, and be contingent on NORD/LB maintaining a CET1 ratio above 13.5% and its operating profit/RWAs ratio rising towards 0.5%.

Other Debt and Issuer Ratings

Rating level	Rating
Deposits, senior preferred debt	AA-/F1+
Senior non-preferred debt	A+
Subordinated debt	A-
Guaranteed subordinated debt	AAA

Source: Fitch Ratings

NORD/LB's 'F1+' Short-Term IDR is the higher of two ratings mapping to its Long-Term IDR and is equalised with SFG's Short-Term IDR to reflect our view that propensity to support is more certain in the short-term.


NORD/LB's Derivative Counterparty Rating (DCR), long-term deposit rating and senior preferred debt ratings are one notch above its Long-Term IDR. This reflects the protection of preferred creditors arising from the bank's large resolution buffers, including senior non-preferred and more junior debt. For the same reason, the senior non-preferred debt rating is in line with the bank's Long-Term IDR.

NORD/LB's short-term deposit rating and short-term senior preferred debt rating are the only short-term ratings mapping to the long-term deposit rating and the long-term senior preferred debt rating, respectively.

The 'AAA' ratings of NORD/LB's grandfathered state-guaranteed subordinated notes reflect our view of the creditworthiness of the state of Lower Saxony and the state of Saxony-Anhalt, which is closely linked to that of Germany (AAA/Stable), and our expectation that the federal states will honour the guarantee.

The rating of NORD/LB's non-guaranteed Tier 2 subordinated debt is notched twice from NORD/LB's Long-Term IDR to reflect poor recoveries in case of non-performance. Fitch uses NORD/LB's Long-Term IDR rather than its VR as the anchor rating because we expect shareholder support from SFG to be extended to the bank's Tier 2 instruments under the revised statutes of the IPS, which we believe has reduced the likelihood of regulatory resolution measures at NORD/LB.

Ratings Navigator

Norddeutsche Landesbank Girozentrale							ESG Relevance: 	Banks Ratings Navigator		
Operating Environment	Business Profile	Risk Profile	Financial Profile				Implied Viability Rating	Viability Rating	Shareholder Support Rating	Issuer Default Rating
			Asset Quality	Earnings & Profitability	Capitalisation & Leverage	Funding & Liquidity				
	20%	10%	20%	15%	25%	10%				
aaa							aaa	aaa	aaa	AAA
aa+							aa+	aa+	aa+	AA+
aa							aa	aa	aa	AA
aa-							aa-	aa-	aa-	AA-
a+							a+	a+	a+	A+ Sta
a							a	a	a	A
a-							a-	a-	a-	A-
bbb+							bbb+	bbb+	bbb+	BBB+
bbb							bbb	bbb	bbb	BBB
bbb-							bbb-	bbb-	bbb-	BBB-
bb+							bb+	bb+	bb+	BB+
bb							bb	bb	bb	BB
bb-							bb-	bb-	bb-	BB-
b+							b+	b+	b+	B+
b							b	b	b	B
b-							b-	b-	b-	B-
ccc+							ccc+	ccc+	ccc+	CCC+
ccc							ccc	ccc	ccc	CCC
ccc-							ccc-	ccc-	ccc-	CCC-
cc							cc	cc	cc	CC
c							c	c	c	C
f							f	f	ns	D or RD

The Key Rating Driver (KRD) weightings used to determine the implied VR are shown as percentages at the top. In cases where the implied VR is adjusted upwards or downwards to arrive at the VR, the KRD associated with the adjustment reason is highlighted in red. The shaded areas indicate the benchmark-implied scores for each KRD.

VR - Adjustments to Key Rating Drivers

The business profile score of 'bb+' is below the 'bbb' implied category score due to the following adjustment reason: business model (negative).

The asset quality score of 'bbb' is below the 'a' implied category score due to the following adjustment reason: concentrations (negative).

The capitalisation and leverage score of 'bbb' is below the 'a' implied category score due to the following adjustment reason: internal capital generation and growth (negative).

Company Summary and Key Qualitative Factors

Business Profile

Regional German Landesbank

NORD/LB is a public-sector-owned wholesale bank that focuses on corporate and asset-based finance. It operates primarily in northern Germany with modest international operations, mainly in renewable energy. Like its Landesbanken peers, its pricing power is limited and its margins are low due to strong competition in corporate banking in Germany. In some sectors such as agriculture, however, its established relationships allow for moderate pricing power.

NORD/LB is also the state bank for the states of Lower Saxony and Saxony-Anhalt and the central institution for the saving banks in both regions and in Mecklenburg-Western-Pomerania. It also serves retail and small business clients in Lower Saxony via its subsidiary Braunschweigische Landessparkasse (BLSK).

Business Model in Transition

NORD/LB has been undergoing a deep restructuring, agreed in its transformation plan with its owners, and approved by the European Commission for state aid, since its recapitalisation by its owners at end-2019. The plan envisaged a wind-down of the bank's ship-financing business, and a significantly leaner and more profitable bank. At end-2023 NORD/LB's balance sheet totaled almost EUR112 billion (end-2020: EUR127 billion). We believe NORD/LB has a moderate appetite for growth. However, this should not compromise the bank's capitalisation and cost-cutting measures.

In June 2024 NORD/LB announced the sale of a EUR1.7 billion aircraft financing portfolio. The remaining EUR1.1 billion aircraft exposure will remain on NORD/LB's balance sheet until maturity. Further changes to NORD/LB's structure are being reviewed, in particular a carve-out of BLSK. This is likely to be a lengthy process. The development bank of Saxony-Anhalt was carved out on 1 March 2023 without any financial impact on NORD/LB's because it was already outside of NORD/LB's consolidation perimeter.

Risk Profile

NORD/LB's commitment to preserve its capitalisation and its adherence to the restructuring plan both limit its risk appetite. The bank's risk and growth appetite is also closely monitored by its owners, in particular by SFG. The deleveraging of riskier non-strategic assets is improving NORD/LB's risk profile and asset quality metrics, which have improved toward its peers' levels. Consequently, we expect LICs, which have been material and volatile in the past, to be manageable over the next few years, despite the still-challenging economic environment.

Credit risk is adequately managed, as reflected in its fairly stable rating distribution. However, some concentrations on regional industries and single-name exposures and CRE make the bank vulnerable to deterioration.

Interest-rate risk in the banking book does not materially affect NORD/LB's risk profile. A 200bp parallel downward shift in interest rates would have reduced the economic value of its equity by EUR189 million (about 3% of CET1 capital) at end-2023. Foreign-currency risk in the loan book (primarily caused by its US dollar-denominated legacy ship and aviation financing) has decreased to a low 5% of NORD/LB's total usage of economic capital for market risk at end-2023.

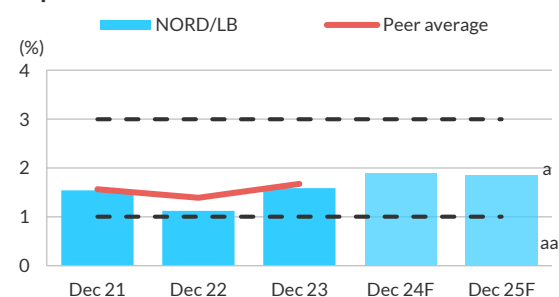
Financial Profile

Asset Quality

The gradually worsening economic environment in Germany has led to a weakening in NORD/LB's asset quality. NORD/LB's Stage 3 loans increased to almost EUR1.2 billion at end-2023 (end-2022: EUR814 million), and its impaired loan ratio rose to 1.6% at end-2023 (end-2022: 1.1%). Fitch expects the ratio to deteriorate further in 2024, as a result of the continued challenging economic environment, and to remain heightened at about 2% in 2025. We expect a normalised level of LICs for 2024 and for 2025, which are likely to be cushioned by NORD/LB's remaining management overlay of EUR289 million at end-2023.

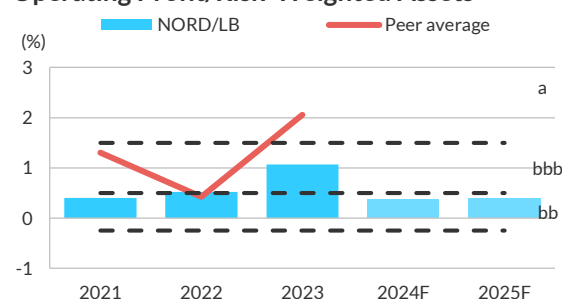
Commercial real estate accounts for 15% of total assets, which is below that for Landesbanken peers, and focuses on Germany (61%), the Netherlands (16%) and the UK (8%). CRE lending includes inherently high loan concentrations, and we expect further inflows of impaired loans in this segment as CRE remains vulnerable to refinancing risks, due to continued high interest rates and falling market valuations. However, this should not result in outsized credit losses, in particular due to strong collateralisation and adequate provisioning.

Impaired Loans/Gross Loans



Source: Fitch Ratings, Fitch Solutions, banks

Operating Profit/Risk-Weighted Assets



Source: Fitch Ratings, Fitch Solutions, banks

Earnings and Profitability

NORD/LB has made significant progress in its restructuring, as evidenced by the stabilisation of operating expenses despite the inflationary environment in 2023. However, further cost development is also dependent on the implementation of the new core bank IT system. This process will last into 2026, and is, in Fitch's view, subject to execution risk.

NORD/LB reported a higher operating profit/RWAs ratio of 1.1% in 2023. Good new business volumes and higher interest rates increased the bank's net interest and fee income in 2023, while LICs reached a more normalised level at EUR99 million. Net fee income was also supported by lower guarantee fees paid to Lower Saxony. Consequently, net income increased significantly (2023: EUR224 million; 2022: EUR89 million).

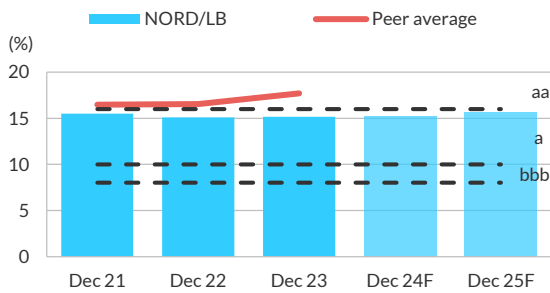
We expect NORD/LB's profitability to decrease in 2024 because of declining interest rates leading to slightly lower net interest income, while costs and loan impairment charges remain on a level similar to 2023.

Capitalisation and Leverage

We expect NORD/LB to maintain its CET1 ratio above 15% in the medium term, which we view as achievable if credit losses remain line with our forecast. Lower Saxony's contractual commitment to reinvest the fees it receives from NORD/LB for guaranteeing aviation and shipping loans will support the bank's capitalisation until 2024. The Basel leverage ratio was adequate at 5.9% at end-1Q24.

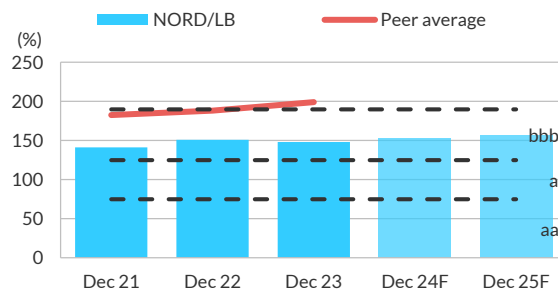
We believe that maintaining a sound capitalisation and a low-risk profile, rather than maximising returns on investment, is a priority for SFG. We expect that profit retention will counterbalance the likely RWA increase due to higher business volumes and rating deterioration.

CET1 Ratio



Source: Fitch Ratings, Fitch Solutions, banks

Gross Loans/Customer Deposits



Source: Fitch Ratings, Fitch Solutions, banks

Funding and Liquidity

Similar to the other Landesbanken, NORD/LB’s funding benefits from the savings banks’ excess liquidity placed with the bank, and from client deposits, which are mainly sourced from corporates and SMEs. NORD/LB held almost EUR50 billion client deposits at end-2023, including a high share of corporate deposits, which we believe to be price-sensitive. NORD/LB also collects retail deposits through BLSK. Its reliance on interbank funding remains reasonable, in our view, at less than 30% of total funding in recent years. It is mostly sourced from savings banks and also includes pass-through funding from development banks.

TLTRO funding was modest, and repaid in 2022 without any negative impact on the bank’s liquidity profile. At end-1Q24, NORD/LB’s liquidity coverage ratio (141%) was underpinned by almost EUR16 billion of highly liquid assets (about 16% of total funding).

NORD/LB issued moderate unsecured bond volumes in 2023, as in 2022, while its market funding needs have been modest in the past few years due to its declining balance sheet.

Additional Notes on Charts

The forecasts in the charts in this section reflect Fitch’s forward view on the bank’s core financial metrics per Fitch’s *Bank Rating Criteria*. They are based on a combination of Fitch’s macroeconomic forecasts, outlook at the sector level and company-specific considerations. As a result, Fitch’s forecasts may materially differ from the guidance provided by the rated entity to the market.

To the extent Fitch is aware of material non-public information with respect to future events, such as planned recapitalisations or merger and acquisition activity, Fitch will not reflect these non-public future events in its published forecasts. However, where relevant, such information is considered by Fitch as part of the rating process.

Black dashed lines represent boundaries for indicative quantitative ranges and implied scores for Fitch’s core financial metrics for banks operating in the environments that Fitch scores in the ‘aa’ category. Light-blue columns represent Fitch’s forecasts.

Peer average includes Landesbank Baden-Wuerttemberg (VR: bbb+), Bayerische Landesbank (bbb+), Landesbank Saar (bbb-), UniCredit Bank GmbH (bbb+), IKB Deutsche Industriebank AG (bbb-), NIBC Bank N.V. (bbb+). Unless otherwise stated, financial year (FY) end is 31 December for all banks in this report.

Financials

Financial Statements

	31 Dec 23		31 Dec 22	31 Dec 21	31 Dec 20
	12 months (USDm)	12 months (EURm)	12 months (EURm)	12 months (EURm)	12 months (EURm)
Summary income statement					
Net interest and dividend income	1,179	1,076	896	899	988
Net fees and commissions	228	208	166	52	-38
Other operating income	325	297	-86	91	40
Total operating income	1,732	1,581	976	1,042	990
Operating costs	1,148	1,048	909	911	916
Pre-impairment operating profit	584	533	67	131	74
Loan and other impairment charges	107	98	-142	-18	425
Operating profit	477	435	209	149	-351
Other non-operating items (net)	-180	-164	-105	-133	338
Tax	51	47	15	-3	-38
Net income	245	224	89	19	25
Summary balance sheet					
Assets					
Gross loans	80,991	73,924	72,411	69,687	75,119
- of which impaired	1,284	1,172	814	1,076	1,427
Loan loss allowances	799	729	706	877	1,014
Net loans	80,192	73,195	71,705	68,810	74,105
Interbank	14,685	13,404	13,107	14,029	14,949
Derivatives	2,608	2,380	2,983	3,907	5,983
Other securities and earning assets	20,028	18,280	17,748	19,614	23,626
Total earning assets	117,513	107,259	105,543	106,360	118,663
Cash and due from banks	3,763	3,435	2,464	6,930	6,031
Other assets	1,410	1,287	1,318	1,373	1,797
Total assets	122,686	111,981	109,325	114,663	126,491
Liabilities					
Customer deposits	54,704	49,931	47,925	49,357	52,374
Interbank and other short-term funding	30,019	27,400	28,664	28,705	30,460
Other long-term funding	25,125	22,933	21,184	22,867	27,401
Trading liabilities and derivatives	2,049	1,870	2,429	3,699	6,122
Total funding and derivatives	111,898	102,134	100,202	104,628	116,357
Other liabilities	3,267	2,982	2,823	4,155	4,313
Preference shares and hybrid capital	54	49	50	50	50
Total equity	7,468	6,816	6,250	5,830	5,771
Total liabilities and equity	122,686	111,981	109,325	114,663	126,491
Exchange rate		USD1 = EUR0.912742	USD1 = EUR0.937559	USD1 = EUR0.884173	USD1 = EUR0.821963

Source: Fitch Ratings, Fitch Solutions, Norddeutsche Landesbank Girozentrale

Key Ratios

	31 Dec 23	31 Dec 22	31 Dec 21	31 Dec 20
Ratios (%; annualised as appropriate)				
Profitability				
Operating profit/risk-weighted assets	1.1	0.5	0.4	-0.9
Net interest income/average earning assets	1.0	0.9	0.8	0.8
Non-interest expense/gross revenue	70.7	97.2	87.8	90.3
Net income/average equity	3.4	1.5	0.3	0.4
Asset quality				
Impaired loans ratio	1.6	1.1	1.5	1.9
Growth in gross loans	2.1	3.9	-7.2	-9.4
Loan loss allowances/impaired loans	62.2	86.7	81.5	71.1
Loan impairment charges/average gross loans	0.1	-0.2	0.0	0.5
Capitalisation				
Common equity Tier 1 ratio	15.2	15.1	15.5	14.6
Tangible common equity/tangible assets	6.0	5.6	5.0	4.5
Basel leverage ratio	5.5	5.5	5.2	4.3
Net impaired loans/common equity Tier 1	7.2	1.8	3.4	7.1
Funding and liquidity				
Gross loans/customer deposits	148.1	151.1	141.2	143.4
Gross loans/customer deposits + covered bonds	120.6	122.5	113.0	112.3
Liquidity coverage ratio	165.0	138.6	147.1	158.9
Customer deposits/total non-equity funding	49.8	49.0	48.9	47.5
Net stable funding ratio	118.0	—	126.8	—

Source: Fitch Ratings, Fitch Solutions, Norddeutsche Landesbank Girozentrale

Support Assessment

Shareholder Support	
Shareholder IDR	A+
Total Adjustments (notches)	0
Shareholder Support Rating	a+
Shareholder ability to support	
Shareholder Rating	A+ / Stable
Shareholder regulation	Equalised
Relative size	1 Notch
Country risks	Equalised
Shareholder propensity to support	
Role in group	1 Notch
Reputational risk	Equalised
Integration	2+ Notches
Support record	Equalised
Subsidiary performance and prospects	1 Notch
Legal commitments	Equalised

The colours indicate the weighting of each KRD in the assessment.

■ Higher influence ■ Moderate influence ■ Lower influence

Very High Probability of Support

NORD/LB's SSR reflects our view of very high support propensity and ability from its owners.

Fitch uses SFG's Long-Term IDR as the anchor rating for determining NORD/LB's support-driven ratings, the lower of the owners' ratings. This is because Fitch believes support would need to be forthcoming from both SFG and the states of Lower Saxony and Saxony-Anhalt to avoid triggering state-aid considerations and resolution under the German Recovery and Resolution Act if NORD/LB fails. Fitch believes that Lower Saxony and Saxony-Anhalt would participate in any support measures for the bank, but NORD/LB's SSR does not factor in support from the federal states.

Fitch's assumptions on support from SFG are underpinned by the provisions contained in the statutes of the IPS of SFG and the Landesbanken. In 2021, SFG initiated a reform of its IPS, which came into force in January 2024. In Fitch's view, the amendments to the statutes of the IPS have substantially strengthened its governance, risk monitoring capabilities and available funds.

Fitch believes that the reformed IPS, underpinned by a dedicated rulebook, now defines the responsibilities and timelines in a potential support scenario clearer. Decision-making within the IPS is streamlined and more efficient, and the role and powers of the IPS's central body have been strengthened under the revised statutes. The central body decides over recovery and support measures, including the raising of the required funds from the its members, with a simple majority within two weeks of the receipt of the request for intervention. We therefore believe that the IPS would provide support to a member in need in a timelier manner compared to the past.

The risk monitoring system was strengthened with quantitative triggers, allowing for an early identification of member with a deteriorating financial profile and enabling early intervention measures. This is also supported by a

newly created internal audit unit within the IPS. In our view, this should result in timely interventions and avoid a protracted decision-making process that can result in late support measures.

The creation of an additional support fund as part of the reform, which we estimate will reach EUR5 billion–EUR6 billion by 2033, also improves the IPS’s ability to support a larger number of members that may require capital support at the same time. This is in addition to SFG’s sound pre-impairment operating profitability and strong capitalisation, which already provide it with sufficient financial flexibility to support the Landesbanken.

Fitch’s support assumptions are also underpinned by NORD/LB’s focus on its statutory roles, which include supporting the regional economy, as well as acting as the central institution for regional savings banks and as a house bank for its federal state owners.

Environmental, Social and Governance Considerations

FitchRatings Norddeutsche Landesbank Girozentrale

Banks
Ratings Navigator

Credit-Relevant ESG Derivation

Norddeutsche Landesbank Girozentrale has 5 ESG potential rating drivers ➔ Norddeutsche Landesbank Girozentrale has exposure to compliance risks including fair lending practices, mis-selling, repossession/foreclosure practices, consumer data protection (data security) but this has very low impact on the rating. ➔ Governance is minimally relevant to the rating and is not currently a driver.	key driver	0	issues	5	
	driver	0	issues	4	
	potential driver	5	issues	3	
	not a rating driver	4	issues	2	
		5	issues	1	

Environmental (E) Relevance Scores

General Issues	E Score	Sector-Specific Issues	Reference	E Relevance
GHG Emissions & Air Quality	1	n.a.	n.a.	5
Energy Management	1	n.a.	n.a.	4
Water & Wastewater Management	1	n.a.	n.a.	3
Waste & Hazardous Materials Management; Ecological Impacts	1	n.a.	n.a.	2
Exposure to Environmental Impacts	2	Impact of extreme weather events on assets and/or operations and corresponding risk appetite & management; catastrophe risk; credit concentrations	Business Profile (incl. Management & governance); Risk Profile; Asset Quality	1

How to Read This Page
ESG relevance scores range from 1 to 5 based on a 15-level color gradation. Red (5) is most relevant to the credit rating and green (1) is least relevant.

The Environmental (E), Social (S) and Governance (G) tables break out the ESG general issues and the sector-specific issues that are most relevant to each industry group. Relevance scores are assigned to each sector-specific issue, signaling the credit-relevance of the sector-specific issues to the issuer's overall credit rating. The Criteria Reference column highlights the factor(s) within which the corresponding ESG issues are captured in Fitch's credit analysis. The vertical color bars are visualizations of the frequency of occurrence of the highest constituent relevance scores. They do not represent an aggregate of the relevance scores or aggregate ESG credit relevance.

The Credit-Relevant ESG Derivation table's far right column is a visualization of the frequency of occurrence of the highest ESG relevance scores across the combined E, S and G categories. The three columns to the left of ESG Relevance to Credit Rating summarize rating relevance and impact to credit from ESG issues. The box on the far left identifies any ESG Relevance Sub-factor issues that are drivers or potential drivers of the issuer's credit rating (corresponding with scores of 3, 4 or 5) and provides a brief explanation for the relevance score. All scores of '4' and '5' are assumed to reflect a negative impact unless indicated with a '+' sign for positive impact. Scores of 3, 4 or 5) and provides a brief explanation for the score.

Social (S) Relevance Scores

General Issues	S Score	Sector-Specific Issues	Reference	S Relevance
Human Rights, Community Relations, Access & Affordability	2	Services for underbanked and underserved communities; SME and community development programs; financial literacy programs	Business Profile (incl. Management & governance); Risk Profile	5
Customer Welfare - Fair Messaging, Privacy & Data Security	3	Compliance risks including fair lending practices, mis-selling, repossession/foreclosure practices, consumer data protection (data security)	Operating Environment; Business Profile (incl. Management & governance); Risk Profile	4
Labor Relations & Practices	2	Impact of labor negotiations, including board/employee compensation and composition	Business Profile (incl. Management & governance)	3
Employee Wellbeing	1	n.a.	n.a.	2
Exposure to Social Impacts	2	Shift in social or consumer preferences as a result of an institution's social positions, or social and/or political disapproval of core banking practices	Business Profile (incl. Management & governance); Financial Profile	1

Governance (G) Relevance Scores

General Issues	G Score	Sector-Specific Issues	Reference	G Relevance	CREDIT-RELEVANT ESG SCALE How relevant are E, S and G issues to the overall credit rating?
Management Strategy	3	Operational implementation of strategy	Business Profile (incl. Management & governance)	5	Highly relevant, a key rating driver that has a significant impact on the rating on an individual basis. Equivalent to "higher" relative importance within Navigator.
Governance Structure	3	Board independence and effectiveness; ownership concentration; protection of creditor/stakeholder rights; legal /compliance risks; business continuity; key person risk; related party transactions	Business Profile (incl. Management & governance); Earnings & Profitability; Capitalisation & Leverage	4	Relevant to rating, not a key rating driver but has an impact on the rating in combination with other factors. Equivalent to "moderate" relative importance within Navigator.
Group Structure	3	Organizational structure; appropriateness relative to business model; opacity; intra-group dynamics; ownership	Business Profile (incl. Management & governance)	3	Minimally relevant to rating, either very low impact or actively managed in a way that results in no impact on the entity rating. Equivalent to "lower" relative importance within Navigator.
Financial Transparency	3	Quality and frequency of financial reporting and auditing processes	Business Profile (incl. Management & governance)	2	Irrelevant to the entity rating but relevant to the sector.
				1	Irrelevant to the entity rating and irrelevant to the sector.

The highest level of ESG credit relevance is a score of '3', unless otherwise disclosed in this section. A score of '3' means ESG issues are credit-neutral or have only a minimal credit impact on the entity, either due to their nature or the way in which they are being managed by the entity. Fitch's ESG Relevance Scores are not inputs in the rating process; they are an observation on the relevance and materiality of ESG factors in the rating decision. For more information on Fitch's ESG Relevance Scores, visit <https://www.fitchratings.com/topics/esg/products#esg-relevance-scores>.

SOLICITATION & PARTICIPATION STATUS

For information on the solicitation status of the ratings included within this report, please refer to the solicitation status shown in the relevant entity's summary page of the Fitch Ratings website.

For information on the participation status in the rating process of an issuer listed in this report, please refer to the most recent rating action commentary for the relevant issuer, available on the Fitch Ratings website.

DISCLAIMER & DISCLOSURES

All Fitch Ratings (Fitch) credit ratings are subject to certain limitations and disclaimers. Please read these limitations and disclaimers by following this link: <https://www.fitchratings.com/understandingcreditratings>. In addition, the following <https://www.fitchratings.com/rating-definitions-document> details Fitch's rating definitions for each rating scale and rating categories, including definitions relating to default. Published ratings, criteria, and methodologies are available from this site at all times. Fitch's code of conduct, confidentiality, conflicts of interest, affiliate firewall, compliance, and other relevant policies and procedures are also available from the Code of Conduct section of this site. Directors and shareholders' relevant interests are available at <https://www.fitchratings.com/site/regulatory>. Fitch may have provided another permissible or ancillary service to the rated entity or its related third parties. Details of permissible or ancillary service(s) for which the lead analyst is based in an ESMA- or FCA-registered Fitch Ratings company (or branch of such a company) can be found on the entity summary page for this issuer on the Fitch Ratings website.

In issuing and maintaining its ratings and in making other reports (including forecast information), Fitch relies on factual information it receives from issuers and underwriters and from other sources Fitch believes to be credible. Fitch conducts a reasonable investigation of the factual information relied upon by it in accordance with its ratings methodology, and obtains reasonable verification of that information from independent sources, to the extent such sources are available for a given security or in a given jurisdiction. The manner of Fitch's factual investigation and the scope of the third-party verification it obtains will vary depending on the nature of the rated security and its issuer, the requirements and practices in the jurisdiction in which the rated security is offered and sold and/or the issuer is located, the availability and nature of relevant public information, access to the management of the issuer and its advisers, the availability of pre-existing third-party verifications such as audit reports, agreed-upon procedures letters, appraisals, actuarial reports, engineering reports, legal opinions and other reports provided by third parties, the availability of independent and competent third-party verification sources with respect to the particular security or in the particular jurisdiction of the issuer, and a variety of other factors. Users of Fitch's ratings and reports should understand that neither an enhanced factual investigation nor any third-party verification can ensure that all of the information Fitch relies on in connection with a rating or a report will be accurate and complete. Ultimately, the issuer and its advisers are responsible for the accuracy of the information they provide to Fitch and to the market in offering documents and other reports. In issuing its ratings and its reports, Fitch must rely on the work of experts, including independent auditors with respect to financial statements and attorneys with respect to legal and tax matters. Further, ratings and forecasts of financial and other information are inherently forward-looking and embody assumptions and predictions about future events that by their nature cannot be verified as facts. As a result, despite any verification of current facts, ratings and forecasts can be affected by future events or conditions that were not anticipated at the time a rating or forecast was issued or affirmed. Fitch Ratings makes routine, commonly-accepted adjustments to reported financial data in accordance with the relevant criteria and/or industry standards to provide financial metric consistency for entities in the same sector or asset class.

The information in this report is provided "as is" without any representation or warranty of any kind, and Fitch does not represent or warrant that the report or any of its contents will meet any of the requirements of a recipient of the report. A Fitch rating is an opinion as to the creditworthiness of a security. This opinion and reports made by Fitch are based on established criteria and methodologies that Fitch is continuously evaluating and updating. Therefore, ratings and reports are the collective work product of Fitch and no individual, or group of individuals, is solely responsible for a rating or a report. The rating does not address the risk of loss due to risks other than credit risk, unless such risk is specifically mentioned. Fitch is not engaged in the offer or sale of any security. All Fitch reports have shared authorship. Individuals identified in a Fitch report were involved in, but are not solely responsible for, the opinions stated therein. The individuals are named for contact purposes only. A report providing a Fitch rating is neither a prospectus nor a substitute for the information assembled, verified and presented to investors by the issuer and its agents in connection with the sale of the securities. Ratings may be changed or withdrawn at any time for any reason in the sole discretion of Fitch. Fitch does not provide investment advice of any sort. Ratings are not a recommendation to buy, sell, or hold any security. Ratings do not comment on the adequacy of market price, the suitability of any security for a particular investor, or the tax-exempt nature or taxability of payments made in respect to any security. Fitch receives fees from issuers, insurers, guarantors, other obligors, and underwriters for rating securities. Such fees generally vary from US\$1,000 to US\$750,000 (or the applicable currency equivalent) per issue. In certain cases, Fitch will rate all or a number of issues issued by a particular issuer, or insured or guaranteed by a particular insurer or guarantor, for a single annual fee. Such fees are expected to vary from US\$10,000 to US\$1,500,000 (or the applicable currency equivalent). The assignment, publication, or dissemination of a rating by Fitch shall not constitute a consent by Fitch to use its name as an expert in connection with any registration statement filed under the United States securities laws, the Financial Services and Markets Act of 2000 of the United Kingdom, or the securities laws of any particular jurisdiction. Due to the relative efficiency of electronic publishing and distribution, Fitch research may be available to electronic subscribers up to three days earlier than to print subscribers.

For Australia, New Zealand, Taiwan and South Korea only: Fitch Australia Pty Ltd holds an Australian financial services license (AFS license no. 337123) which authorizes it to provide credit ratings to wholesale clients only. Credit ratings information published by Fitch is not intended to be used by persons who are retail clients within the meaning of the Corporations Act 2001.

Fitch Ratings, Inc. is registered with the U.S. Securities and Exchange Commission as a Nationally Recognized Statistical Rating Organization (the "NRSRO"). While certain of the NRSRO's credit rating subsidiaries are listed on Item 3 of Form NRSRO and as such are authorized to issue credit ratings on behalf of the NRSRO (see <https://www.fitchratings.com/site/regulatory>), other credit rating subsidiaries are not listed on Form NRSRO (the "non-NRSROs") and therefore credit ratings issued by those subsidiaries are not issued on behalf of the NRSRO. However, non-NRSRO personnel may participate in determining credit ratings issued by or on behalf of the NRSRO.

Copyright © 2024 by Fitch Ratings, Inc., Fitch Ratings Ltd. and its subsidiaries. 33 Whitehall Street, NY, NY 10004. Telephone: 1-800-753-4824, (212) 908-0500. Reproduction or retransmission in whole or in part is prohibited except by permission. All rights reserved.